

RAPIDLY ADVANCING DISCIPLES (RAD)

A PRACTICAL IMPLEMENTATION OF CURRENT BEST PRACTICES

Last Revised: December 2011
Copyright © 2006-2011

Table of Contents

WHAT IS RAD?	3
THE BIG PICTURE - BACKGROUND AND FIRST STEPS	4
RAD PROCESS STEPS (START HERE!)	7
BROAD TRAINING - "COME AND FOLLOW" TRAININGS	7
Big Picture Training #1 - God's Eternal Purpose	10
Big Picture Training #2 - God's Goal and Plan	14
The Big Picture Training #3 - The Brutal Facts and How They were Overcome	17
The Big Picture Training #4 - Authority and Priesthood of the Believer	23
The Big Picture Lesson #5 - The 4 Fields (5 Plans) of Kingdom Growth	25
The Empty Field - Jesus' Entry Plan - Luke 10 House of Peace (HOP) Strategy	28
The Seeded Field - The Gospel Plan - Gospel Sharing using 2-3-4	37
The Growing Field - Discipleship (First Step Lesson 1) - Be Assured	43
The Growing Field - Discipleship (First Step Lesson 2) - Be Baptized.....	45
The Growing Field - Discipleship (First Step Lesson 3) - Go and Tell.....	50
The Growing Field - Discipleship (Short Term) - First Church Meeting	52
The Growing Field - Discipleship (Short Term) - Second Church Meeting	56
The Growing Field - Discipleship (Short Term) - Third Church Meeting	61
The Growing Field - Discipleship (Short Term) - Fourth Church Meeting	66
The Growing Field - Discipleship (Short Term) - Fifth Church Meeting.....	71
The Growing Field - Discipleship (Short Term) - Sixth Church Meeting	76
The Growing Field - Discipleship (Short Term) - Seventh Church Meeting	81
THE HARVEST FIELD - <i>HEALTHY CHURCH FORMATION</i>	84
What is a Healthy Church?	84
Healthy Church Tracking	85
IN-DEPTH MENTORING - "COME AND BE WITH ME" GROUPS	86
Jesus' Leadership Development Method	86
The Filtering Process	89
Sample Questions to Ask the "Come and Be with Me" Group Members.....	91
Regular Field Visit Agendas	93
"Come and Be with Me" Group Meeting Guide	94
APPENDIX A - CORE VALUES	140
APPENDIX B - LARGE GRAPHICS AND CHURCH TRACKING SHEETS	142

What is RAD?

Rapidly Advancing Disciples (RAD) is a highly directive, simple, and systematic implementation of current best practices in healthy church planting. It is designed to move both national and foreign workers to CPM through the use of simple tools and processes. RAD is not a book of church planting theory. Nor is it a complete listing of all best practices or processes that could be used in church planting, such books exist already. Rather, RAD is a step-by-step set of Biblical methods designed to remove barriers to CPM and to allow God to cause CPM growth. RAD was developed to address common CPM spiritual depth issues through the use of filtering for obedience and relational techniques. One of RADs fundamental tenets is to keep everything simple and directive. Currently RAD is being used in a number of locations in North India with success.

Much thanks to Dr. Thom Wolf, Neill M., Brad B., Jeff S., Scott R., Keith M., Steve V., Kieth N., and Nathan and Kari S. for their great ideas which have been incorporated into this document over the last 4 years. Also a big thank you to our local colleagues, Rajesh K., Deepak K., Navin L., Chandan S., Satish S., and David S. for their excellent input and feedback (Most of which has been included in this latest version). If a component of RAD was included from another source, notes to that effect will be present on the page where that component first appears.

RAD was compiled and written by Wilson Geisler for a primarily non-literate Hindu audience.

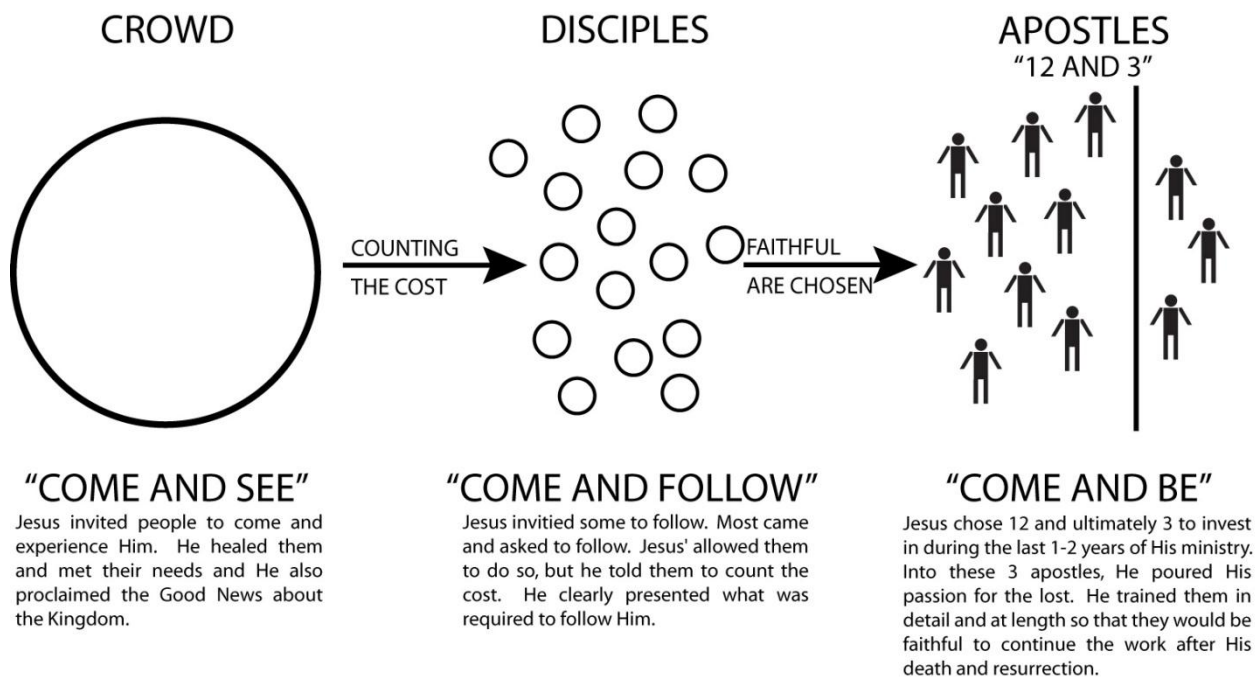
RAD is copyright Wilson Geisler 2006-2011

THE BIG PICTURE - Background and First Steps

THE RELATIONAL CPM PROCESS (JESUS' CPM METHOD)

There has been a trend lately to focus on saturation training (i.e. training CPM material as many times and to as many people as possible). While this is not a bad practice when used for a season, if short trainings are the only vehicle for CPM progress, spiritual depth will be shallow and CPM movement will be slow. If we look at the example of Jesus Christ, He did, in fact, train large crowds of people, and would even sometimes provide free lunch (Mark 6:33-44). However, Jesus was never content to simply teach large numbers of people. He knew that large group, short training sessions led to fickle and shallow followers, who were only interested in what they could get (John 6:26). Instead Jesus used those teaching times to filter for faithful people, who would follow Him faithfully. Consider the following diagram:

JESUS' METHOD FOR LEADERSHIP MULTIPLICATION AND DEVELOPMENT



Jesus used his large group teachings to filter and find disciples who would be obedient to follow Him, and then from that group of obedient followers, Jesus chose a small number to come and be with him for a short season (approximately 1 year). It was this small group of obedient, trained followers of Christ who would ultimately be used by God to change the entire world.

In a similar way, RAD is designed to be a systematic process moving from training many people in many places to ultimately finding and spending 8-12 months with a group of 10-12 faithful people who will change the world for God.

Remember, while it might initially seem like a slow process to spend so much time with so few, it results at the end of that time with yourself multiplied into 10-12 others. If each of these faithful people filter and train 10-12 more during the following year and so on, within 3 generations, there could be over 1000 faithful church planters working and continuing to multiply. During that same time, you might have been able to train 10,000 people in CPM practices, but we know from experience that while 10% (1000 people) may be faithful to do some of what you've taught, it is impossible for them to fully understand or remember the Best Practices of CPM sufficiently to be able to train others and multiply themselves, nor will they catch your passion and zeal for the lost. In other words, you can stay busy training group after group for 3 years with the result of 1000 obedient, but spiritually shallow, CPM workers, or you can spend 3 years like Jesus and end up with 12 passionate, equipped church planters who will train and equip others to train and equip others (2 Tim 2:2).

The initial, seemingly slower, time investment will reap much larger CPM rewards than a busy 3 year schedule of trainings in various places. Again, we must point out that a busy training schedule is not a bad thing, and is, in fact, required during the initial stages of Jesus' process. Jesus, himself, taught the crowds for more than a year of His ministry, but we must remember that Jesus had a goal of filtering and finding 12 faithful men from the beginning. His teaching was geared toward this goal because He knew that He only had three years to make a world-changing impact. As you are reading through this material and beginning to take steps toward reproducing healthy churches, ask yourselves the following question: "If I had only 3 years to work in this place, what would I do to leave a lasting impact?" It is this author's opinion that anyone who seriously wrestles with this question will ultimately follow the method practiced by Jesus in Scripture. There is no other way to leave a lasting impact other than to multiply yourself into those around you, and the only way that happens is to spend relational time (at least 8 months) equipping and then leaving a small group of faithful men (10-12) to continue to the work and multiply themselves further. RAD is designed to move you in a directive way through the entire process from teaching the material many times to many people (come and see), to finding and filtering those who will "come and follow" Jesus, to ultimately filtering and equipping a group of 10-12 faithful people who will "come and be" with you.

Three excellent books on this subject are Greg Ogden's "Transforming Discipleship", Robert Coleman's "The Master plan of Discipleship", and A.B. Bruce's "The Training of the Twelve".

RAD and the 5 Plans of Kingdom Growth

In addition to filtering, the material that is being taught to others must be Biblical and must do all 5 parts of a CPM masterplan well. Any successful CPM masterplan must include all 5 parts or sub-plans for expanding the Kingdom of God from Mark 4:26-29. This means that a CPM masterplan must include plans for Entry, Gospel, Discipleship, Church Formation, and Leadership Development and Multiplication, and, additionally, to bring glory to God, these individual plans must also support and complement each other. If not, as will be discussed in more detail later in this document, God will not cause growth at the rate he desires. For example, it is foolish to think that, even with a good gospel plan, God will provide a harvest if there is no plan in place to actually harvest (form church) properly. God doesn't want the fruit

to spoil on the vine. Any CPM masterplan must include all 5 parts or sub-plans, working together well, while allowing and encouraging the previous and subsequent plans to work. While we know that God causes the growth in his timing, we also know from experience that if each plan does not work well with the others, growth will slow or even stop. At the very least, we must do our assigned jobs well, so that God is free to do His job as he desires. Keeping the above in mind, here is how RAD accomplishes all 5 parts of the CPM masterplan (Each of these will receive full treatment later in this document):

Entry: The entry strategy is one of the most important plans of the 5, since it will lay the foundation, and hence the success and/or failure probability, for the subsequent plans. In the case of RAD, the **H.O.P.** (House of Peace) **strategy** from Luke 10:1-11 is used as the entry framework. This Entry framework, as laid out by Jesus, allows for the other parts to occur quickly and remain in the home, while also providing a mechanism for the rapid harvesting of the entire village.

Gospel: RAD uses Paul's simple method of sharing the good news without clever speech. We call it **2-3-4** (*Pgs. 37*). It has proven to be very effective.

Discipleship: We see from Scripture that Paul had a short-term discipleship plan that he taught in every church everywhere. We call this **Paul's Pattern**. These seven lessons designed for oral cultures teach the 6 primary themes of Paul's Pattern from Scripture, while beginning to grow this new group into a self-teaching and self-correcting church. After the 7 lessons, this group is well on their way to being a self-teaching church and begins using a **next-step set** of Scripture designed to continue to grow them into a solid body of believers (See RAD booklet).

Church Formation: The church formation plan in RAD is a combination of the previous parts. Jesus' Entry plan naturally allows for church formation in the house, assuming we "stay in the house" and follow the plan properly. Some simple practices in the entry stage will help a healthy church to grow. Also by using simple practices and accountability, the House of Peace becomes the first harvester of the village. By the end of Paul's Pattern, the new group has learned what it means to be a church and is well on their way toward correct church formation. The **Healthy Church Tracking Forms** (found at the end of Appendix B) can greatly assist in this as well.

Leadership Multiplication & Development: Because the harvest of the village is done with both the CP and the POP (Person of Peace) initially, both development of the leader and the process by which to make additional leaders is, initially, naturally caught rather than specifically taught. Initially, additional village harvesters are made by the same modeling method. From these village harvesters, both leaders (stored food from the harvest) and other church planters (Seed from the harvest) will rise up. The church planter who started this process will take the potential church planters to new villages and model and then delegate the process from start to finish so that it becomes a habit for the potential CP and models leadership multiplication from the beginning.

RAD PROCESS STEPS (START HERE!)

There are two primary steps to RAD, as follows:

1. Broad Training - "Come and Follow" Trainings (**Starts Below**)
2. In-Depth Mentoring (**Starts Page 86**) - "Come and Be with Me" Groups (**See Page 94**)

Broad Training - "Come and Follow" Trainings

After you have made some initial connections in a place, your goal is to setup trainings to filter for obedient followers of Christ who are willing to begin to expand the Kingdom of God. During this phase, you are finding those who will "come and follow" Christ and are filtering for "come and be with me" personnel, who will ultimately take over and multiply the work throughout their region.

Since you are looking for faithful followers of Christ, this best happens over a series of 3 to 4 short 2 day trainings spaced approximately 2 weeks apart. *(Note: obedience is not the only criteria that should be used to filter for the "Come and be with me" group. See **page 89** in the Leadership Development and Multiplication Section for potential filtering guidelines that should also be used.)*

A recommended training schedule that has been developed based on field experience is below:

FIRST TRAINING

Do/Teaching the following to all in 2 days:

1. Big Picture Training #1 - God's Eternal Purpose - **Page 10**
2. Big Picture Training #2 - God's Goal - **Page 14**
3. Big Picture Training #3 - The Brutal Facts and How they were overcome in Scripture - **Page 17**
4. Big Picture Training #4 - Authority and Priesthood of the Believer - **Page 23**
5. Big Picture Training #5 - The 4 Fields (5 plans) of Kingdom Growth (Jesus' Masterplan of Kingdom Growth) - **Page 25**
6. Healthy Church Formation - What is Healthy Church? - **Page 84 (End of Day 1)**
7. Entry Training - The Luke 10 House of Peace (HOP) Strategy - **Page 28**
8. Gospel Training - Gospel Sharing using **2-3-4** - **Page 37**
9. Distribute the RAD booklet to participants and review the steps.
- Have them fill out the "GO AND TELL" list on the last page of the booklet.
10. Pray and Close (**End of Day 2**)

SECOND TRAINING (Approximately 2 weeks after initial meeting)

Do/Teach the following to all in 2 days:

1. Accountability and Observed Obedience of group
2. Briefly Review 4 Fields, Entry, and Gospel
3. Discipleship Training (First Step Lesson 1) - Be Assured of Your Salvation - **Page 43**
4. Discipleship Training (First Step Lesson 2) - Be Baptized - **Page 45 (End of Day #1)**
5. Discipleship Training (First Step Lesson 3) - Go and Tell - **Page 50**
6. Discipleship Training (Short-Term) - Paul's Pattern
 - A. Rock - Trust and Obey - **LESSON 1 - Page 52**
7. Discipleship Training (Short Term) - Paul's Pattern
 - A. Foundation - Live a New Life – **LESSON 2 - Page 56**
8. Pray and Close (**End of Day #2**)

THIRD TRAINING (Approximately 2 weeks after 2nd training)

Do/Teach the following to all in 2 days:

1. Accountability and Observed Obedience of group
 - A. Review 4 Fields, Entry, and Gospel, First Step Lessons, Paul's Pattern, and Healthy Church
2. Discipleship Training (Short Term) - Paul's Pattern
 - A. Foundation - Live a New Life – **LESSON 2 - Page 56 (End of Day #1)**
3. Discipleship Training (Short-Term) Paul's Pattern
 - A. Pillars Part I - Walk in the Light - **LESSON 3 - Page 61**
 - B. Pillars Part II - Love One Another - **LESSON 4 - Page 66**
4. Pray and Close (**End of Day #2**)

FOURTH TRAINING (Approximately 2 weeks after 3rd Training)

Do/Teach the following to all in 2 days:

1. Accountability and Observed Obedience of group
2. Discipleship Training (Short Term) - Paul's Pattern
 - A. Pillars Part III - Be Strong in the Lord - **LESSON 5 - Page 71 (End of Day #1)**
3. Discipleship Training (Short Term) - Paul's Pattern
 - A. The Healthy Church - Give Generously - **LESSON 6 - Page 76**
 - B. The Healthy Church - Take the Lord's Supper - **LESSON 7 - Page 81**
4. Discuss and Train about the Next Step Discipleship Material found in the RAD booklet.
5. Pray and Close (**End of Day #2**)

(10) Find obedient believers and teach them this entire process so they can also teach others.

(9) Start the Next Step of Discipleship and Appoint Leaders (Page 19-21)

(8g) Take the Lord's Supper (Page 18)

(8f) Give Generously (Page 17)

(8e) Be Strong in the Lord (Page 16)

(8d) Love One Another (Page 15)

(8c) Walk in the Light (Page 14)

(8b) Live a New Life (Page 13)

(8a) Trust and Obey (Page 12)

(7) Explain and begin giving the Lord's Supper to baptized believers.

(6) Start Church/Teach 3 First Step Lessons

(a) Be Assured (Page 9)

(b) Be Baptized (Page 10)

(c) Go and Tell (Page 11)

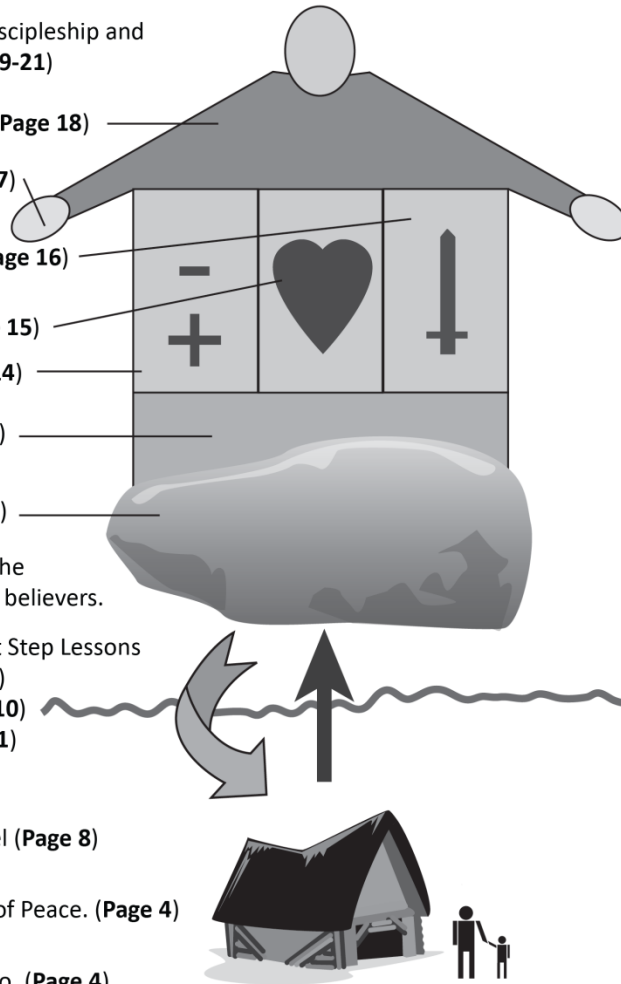
(5) Meet Needs/Share Gospel (Page 8)

(4) Enter the house (Page 4)

(3) God has placed the Man of Peace. (Page 4)

(2) Depend on God. (Page 4)

(1) Pray for Harvesters and Go. (Page 4)



This diagram (from the short booklet - i.e. ignore the pages numbers shown as they don't pertain to this document) shows the sequence for teaching the lessons and provides a visual learning tool for the trainee. This diagram is to be drawn by hand for all trainees and memorized by them over the course of the training. They will also use this diagram to train others. (Note: Drawing everything as stick figures is no problem)

The households and people at the bottom need to hear about Christ. These people and households, immediately after accepting Christ, are given Baptism and taught via modeling how to share their story (2-3-4) and HOP over to their friends and family, and begin meeting for church.

The short-term discipleship lessons are then taught from the bottom up: ROCK, FOUNDATION, PILLAR I (Right Living), PILLAR II (Right Relationships), PILLAR III (Right Resisting), and CHURCH FORMATION (Christ is the head of the church).

Drawing and memorizing this pattern will help future trainers to remember what to teach and when. *We should frequently refer to this diagram!*

Big Picture Training #1 - God's Eternal Purpose

For initial meetings with existing believers and leaders.

This session begins to lay the framework for CPM, what is its purpose, who is responsible for doing it, and why it is needed. We want to begin to shift the paradigm of the existing believers toward best practices and filter for faithful men and women who we can train further.

THE PURPOSE OF GOD

Ask: What is God's Purpose? *Solicit answers from the audience.*
Let's see what the Bible says is God's purpose.

Read together:

^{NAU} **Habakkuk 2:14** "For the earth will be filled with the knowledge of the glory of the LORD, as the waters cover the sea.

You can also look at

^{NAU} **Isaiah 11:9** They will not hurt or destroy in all My holy mountain, For the earth will be full of the knowledge of the LORD As the waters cover the sea.

So we see that God's purpose is that the entire earth be filled with knowledge of the glory of the LORD as the waters cover the sea.

Ask: Has God's purpose ever changed? *Solicit response (answer is "No"). At this point begin a dialogue about God's purpose. Take the group through the following passages and discuss God's purpose pre-sin and post-sin together.*

^{NAU} **Genesis 1:26-28:** Then God said, "Let Us make man in Our image, according to Our likeness; and let them rule over the fish of the sea and over the birds of the sky and over the cattle and over all the earth, and over every creeping thing that creeps on the earth." ²⁷ God created man in His own image, in the image of God He created him; male and female He created them. ²⁸ God blessed them; and God said to them, "Be fruitful and multiply, and fill the earth, and subdue it; and rule over the fish of the sea and over the birds of the sky and over every living thing that moves on the earth."

Discuss how man was made in the image of God and that from the beginning they knew God and simply needed to fill the earth, and the earth would have been filled with the knowledge of the Glory of the Lord. Man then sinned and fell short of the glory of God. This, however, did not change God's purpose. God has still declared that one day the earth will be full of the knowledge of the glory of the Lord as the waters cover the sea.

Ask: If this is God's purpose, as followers of Christ, what should our purpose be? *Solicit response (wait until someone says that we should also try to fill the whole earth with the knowledge of the glory of the LORD)*

Correct – We desire that God’s glory cover the entire earth like the waters cover the sea.

Say: If that is the case, we must have some understanding about what glory is.

So Ask: What is God’s glory? *Solicit answers.*

Say: I have a simple one sentence definition of glory that might be helpful. **Glory is God’s presence made manifest** (or God in our midst). With all who God is He reveals Himself in some way. Let’s look at the Old Testament.

Ask: How was God’s glory made known (i.e. how did He manifest Himself) in the Old Testament? *Solicit answers, Some possible ones are Pillar of Fire, Cloud, Burning Bush, Plagues.*

Say: In the Old Testament, no one could look on God’s glory (be in His presence and live). God was relational, but could not be touched or seen without being destroyed.

Let’s now look at the New Testament. Consider this description of Jesus in Hebrews 1:1-3:

^{NAU} **Hebrews 1:1-3** God, after He spoke long ago to the fathers in the prophets in many portions and in many ways, ² in these last days has spoken to us in His Son, whom He appointed heir of all things, through whom also He made the world. ³ And He is the radiance of His glory and the exact representation of His nature, and upholds all things by the word of His power. When He had made purification of sins, He sat down at the right hand of the Majesty on high,

We see that Jesus is God’s presence made manifest. He literally is the glory of God and the exact representation of His nature. For the first time in history, man could look upon God and not be destroyed. Jesus is the mediator between God and men. Jesus died for our sins and then rose again on the 3rd day.

Ask: What did Jesus say would come after He left? *Solicit Answers (Answer is Holy Spirit)*

That’s right. God sent the Holy Spirit to be inside of His followers. Let’s look together now at 2 Thessalonians 2:14:

^{NAU} **2 Thessalonians 2:14** It was for this He called you through our gospel, that you may gain the glory of our Lord Jesus Christ.

We see that the reason that we were called through the gospel (i.e. the reason we heard the Gospel) was so we might gain the glory of our Lord Jesus Christ. The Holy Spirit in you is the glory of God. It is God’s presence manifest in your heart, soul, and spirit. It literally means that as you go about your life as a follower of Christ, you literally take the glory of God with you. You are one of the agents that makes God’s glory known and God’s presence manifest on this earth. This means that when you go to the hospital and pray with someone who is sick, God is there and His glory is made known. When you go and share the gospel with others, God is there in their midst and His glory is made known. As we make disciples of all nations and God

fills them with the Holy Spirit, the knowledge of the glory of the Lord is made known over the whole earth as the waters cover the sea.

Say: So we see that God's purpose has not changed from beginning to end. He desires that the knowledge of His glory cover the whole earth as the waters cover the sea.

Now that we know our purpose should be the same as God's purpose, we can also be focused on also fulfilling God's purpose. We know from the Bible that many things reveal God's glory, including creation itself. However, Let's look at a couple of passages in Scripture that show us some of the ways that reveal God's glory to the world.

Have them break into small groups of 4-6 people each and look at the following passages. Have them write down those things from these passages that bring glory to God.

^{NAU} **Mark 4:21** ¶ And He was saying to them, "A lamp is not brought to be put under a basket, is it, or under a bed? Is it not *brought* to be put on the lampstand? ²²"For nothing is hidden, except to be revealed; nor has *anything* been secret, but that it would come to light. ²³"If anyone has ears to hear, let him hear." ²⁴And He was saying to them, "Take care what you listen to. By your standard of measure it will be measured to you; and more will be given you besides. ²⁵"For whoever has, to him *more* shall be given; and whoever does not have, even what he has shall be taken away from him." ²⁶And He was saying, "The kingdom of God is like a man who casts seed upon the soil; ²⁷and he goes to bed at night and gets up by day, and the seed sprouts and grows-- how, he himself does not know. ²⁸"The soil produces crops by itself; first the blade, then the head, then the mature grain in the head. ²⁹"But when the crop permits, he immediately puts in the sickle, because the harvest has come." ³⁰And He said, "How shall we picture the kingdom of God, or by what parable shall we present it? ³¹"*It is* like a mustard seed, which, when sown upon the soil, though it is smaller than all the seeds that are upon the soil, ³²yet when it is sown, it grows up and becomes larger than all the garden plants and forms large branches; so that THE BIRDS OF THE AIR can NEST UNDER ITS SHADE." ³³With many such parables He was speaking the word to them, so far as they were able to hear it.

And ^{NAU} **Isaiah 28:23** Give ear and hear my voice, Listen and hear my words. ²⁴ Does the farmer plow continually to plant seed? Does he *continually* turn and harrow the ground? ²⁵ Does he not level its surface And sow dill and scatter cummin And plant wheat in rows, Barley in its place and rye within its area? ²⁶ For his God instructs and teaches him properly. ²⁷ For dill is not threshed with a threshing sledge, Nor is the cartwheel driven over cummin; But dill is beaten out with a rod, and cummin with a club. ²⁸ *Grain for bread* is crushed, Indeed, he does not continue to thresh it forever. Because the wheel of *his* cart and his horses *eventually* damage *it*, He does not thresh it longer. ²⁹ This also comes from the LORD of hosts, *Who* has made *His* counsel wonderful and *His* wisdom great.

Give them 15-20 minutes. After they are finished, discuss their findings as a group. Make sure that the discussion covers the following items. Recap the list at the end of the discussion time.

Mark 4:21-33

God is glorified when...

- Hidden things are made known, when light is shown and not hidden
- We sow seed.
- God causes the seed to grow and produce a harvest
- We see the harvest is ready and we take action
- God makes something big out of something small. *Throughout the Bible, this has brought God glory. He took 12 apostles and changed the world. He took an army of 300 with Gideon and defeated a great army with camels as numerous as the seashore. When the seemingly impossible is done, God receives glory.*

Isaiah 28:23

God is glorified when...

- We allow God to teach and instruct us on how we should do the work we are given
- We use the right tool
- We work in the right place
- We work at the right time and for the right length of time

Big Picture Training #2 - God's Goal and Plan

In addition to God's purpose of his glory covering the earth as the waters cover the sea, God also has both a goal and a plan to accomplish that goal. Does anyone know God's goal for mankind? *Solicit answers from the audience.*

Let's see what the Bible says is God's goal.

God's goal is clearly shown in 2 Peter 3:9. Let's read that together:

^{NIV} **2 Peter 3:9** The Lord is not slow in keeping his promise, as some understand slowness. He is patient with you, not wanting anyone to perish, but everyone to come to repentance.

God's goal is that **None should perish, but all to come to repentance.**

Ask: Will everyone be saved? *Solicit answers. (Answer is "No" – Due to sin, many will live and die separated from God. However, we know for sure that God's goal and His heart is that none should perish, but everyone to come to repentance.)*

Ask: How then will God's purpose of the knowledge of His glory covering the whole earth happen?

The answer is in Revelation 5:9 and 7:9. Let's read those together.

^{NIV} **Revelation 5:9** And they sang a new song: "You are worthy to take the scroll and to open its seals, because you were slain, and with your blood you purchased men for God from every tribe and language and people and nation.

^{NIV} **Revelation 7:9** ¶ After this I looked and there before me was a great multitude that no one could count, from every nation, tribe, people and language, standing before the throne and in front of the Lamb. They were wearing white robes and were holding palm branches in their hands.

God has shown us that some from every tribe, people, language, and nation have been purchased (past tense) and will be worshiping God at the throne in heaven.

God's goal is for everyone to receive salvation and be worshiping him at the throne in heaven.

If this is God's goal, what should our goal be? *Solicit answers.*

Correct – Our goal should be that none should perish and that every nation, tribe, people, and language be worshiping God together in heaven.

From the beginning, God has had this goal for mankind, and even though our sin was preventing us from receiving salvation and worshiping God forever, God made a plan to see His goal fulfilled.

One you have a goal, you can actually make a plan. Without a goal, it is impossible to make a plan. Consider the following scenario:

If I had a goal of going to the market to buy vegetables, I could then make a plan where I could actually track my progress. I could get some money, put on my shoes, open the door, go to the lift, go out of the building, go to the autorickshaw, ride to the market, go to the vegetable walla, and buy vegetables (Goal finished). If I don't set a goal (to go to buy vegetables), I'll just wander around doing things, but not necessarily the things that get me to the vegetable market. Also, there is a sequence or order of events required to get vegetables. If I don't know my goal, I can't figure out the sequence that the events should occur (putting my shoes on after I've gotten in the rickshaw doesn't make much sense and it hurts my feet).

Similar, God's goal of none perishing and every tribe, language, national, and people worshiping Him at the throne allowed God to make a plan to fulfill this goal. Let's take a few minutes and look at God's plan. We discussed briefly already that Jesus Christ is God and that part of God's plan was that He, Himself, would come and take the penalty for our sins and through His grace, provide redemption to mankind so that people can follow Jesus and not perish, but have eternal life. But we also know that Jesus is now in heaven with the Father, but will come again a second time to bring an end to this world. If this is true, what, then, is God's plan now to ensure that every tribe, tongue, nation, and people are worshiping at the throne?

Ask: Have you read about the Kingdom of God before in the Bible?

The Kingdom of God is God's plan to fulfill His purpose and goal.

Ask: What is the Kingdom of God?

The Old Testament predicted it: **Daniel 2:44** (and others)

John the Baptist and Jesus announced that it was about to happen: **Matt 4:17**

Jesus started the Kingdom, but it is not yet complete: **Acts 1:1-8**

Notice that Jesus told His disciples that they will be His witnesses in their own city, in their own area, in nearby countries, and even to the ends of the earth.

The fulfillment of the Kingdom is assured: **Revelation 11:15**

Ask the following questions:

- Who is the King of the Kingdom of God: *Jesus*
- Who are the subjects in the Kingdom of God: *Followers of Jesus (i.e. We are!)*
- Who has the authority and responsibility to grow the Kingdom of God? *(We do!)*

Say: Let's look together at ^{NAU} **Matthew 16:13-19** Now when Jesus came into the district of Caesarea Philippi, He was asking His disciples, "Who do people say that the Son of Man is?" ¹⁴ And they said, "Some say John the Baptist; and others, Elijah; but still others, Jeremiah, or one of the prophets." ¹⁵ He said to them, "But who do you say that I am?" ¹⁶ Simon Peter answered, "You are the Christ, the Son of the living God." ¹⁷ And Jesus said to him, "Blessed are you, Simon Barjona, because flesh and blood did not reveal *this* to you, but My Father who is in heaven. ¹⁸ "I also say to you that you are Peter, and upon this rock I will build My church; and the gates of Hades will not overpower it. ¹⁹ "I will give you the keys of the kingdom of heaven; and whatever you bind on earth shall have been bound in heaven, and whatever you loose on earth shall have been loosed in heaven."

We see that Peter confessed that Jesus was the Christ (i.e. he became a follower of Jesus Christ). Jesus told him that upon this rock (his belief and acceptance of Jesus as the Christ), he would start His church. Then Jesus gave this first confessor of Christ the Keys to the Kingdom of heaven and whatever he binds on earth will be bound in heaven and whatever he sets free on earth will be set free in heaven.

At this point, pull out your keys and show them to the group. Then ask them:

What do we use keys for? Solicit answers (Locking, Unlocking, Starting cars, etc.)

Tell this story: When I give my son the keys to the motorcycle, what have I done? I am not standing there with him then he uses them. I've given him the authority and responsibility to use the motorcycle. He can decide if he wants to lock or unlock it. He can decide if he wants to start it. It is up to him to use it in the right way. In a similar way, Jesus has given us the keys to the Kingdom of Heaven. Was Jesus with Peter on Pentecost? No. Jesus had already ascended. When the crowd heard the gospel in their own languages, some claimed that they disciples were drunk. Peter could have said "yes, we are all drunk. Let's go!" Instead, he used his key to the kingdom and told them the truth about the Kingdom. As a result, over 3000 people were baptized that day. Since Peter's first confession, every disciple has been given a set of keys to the Kingdom. Whatever we bind on earth, will be bound in heaven and whatever we loose on earth will be loosed in heaven. In other words, we have the authority and responsibility for the growth of the Kingdom. If we don't use our keys, many will not hear the Gospel and be bound on earth and in heaven. If we do use our keys, many will hear the Gospel, accept, and be set free both on earth and in heaven, eternal salvation.

The Kingdom of God is US! We are the agents of the Kingdom. If we don't use our keys, it will take that much longer for God's goal and purpose to be fulfilled. **We, as the Kingdom, are God's Plan!**

Our Purpose, Goal, and Plans must match God's purpose, goal, and plan. You are God's plan. You are the Kingdom of God. And you must help God to fulfill His purpose and goal right in the place where you live, and from there it can grow and spread to all the nations because God delights to take something small and growing it into something big.

Keeping God's purpose and goal in mind, let's look together at the current status of Christianity in (East Himalayan Basin Cluster - EHBC) (Bihar) (Nepal) (UP) (West Bengal) (*You can insert your state or place here - Simply update the brutal facts in the next section below accordingly*).

The Big Picture Training #3 - The Brutal Facts and How They were Overcome

- In the East Himalayan Basin Cluster (*Insert your state and change the numbers*), 10 people die every 3 minutes never hearing the gospel of Jesus Christ. These are 10 of your brothers and sisters, fathers and mothers, friends and relatives who are dying and going to hell without hope in Christ.
- Most of the East Himalayan Basin Cluster remains the most unreached area in South Asia (Less than .06% of people are truly following Jesus Christ).
- Currently (2011), there are approximately 180+ million people living in the East Himalayan Basin Cluster
- EHBC birth rate approx. 14,000 people per day. Death rate: 5,000/day. Net gain 9,000 new people in this region per day. If we are currently not sharing the gospel with more than 9,000 people per day, the percentage of those who have never heard is increasing and the percentage of “believers” is dropping. In other words, the Bottom Line is that while we’ve seen more people accepting Jesus Christ than ever before in the East Himalayan Basin Cluster, we are currently losing the battle.

WHY WE ARE LOSING THE BATTLE?

You can cover these if you have time, but are not necessary (also depends on your audience).

1. Not Enough Soil Preparation (Prayer).
2. Not enough Gospel Sharing.
3. Not using House of Peace Strategy (HOP) – See Below
4. Not Baptizing the new believers quickly enough (First obedience).
5. Not holding new believers accountable for obedience to Christ. (Counting the Cost)
6. Not Meeting and Teaching new believers in new believer groups as soon as possible. (Waiting too long to group them together)
7. Not allowing them to meet in their own groups (Taking them to some established church.)
8. Not teaching groups to become local church (i.e. self-governing and self-supporting) within a few short months.
9. Pastors and leaders who are selfish and try to keep control over God’s Kingdom. (*It’s God’s Kingdom, not ours*). *Not Delegating Authority to or empowering New Believers/Leaders.*
10. Not providing believers with long-term local discipleship materials (Sending believers away for long periods from the village to be trained (Bible college, etc.) slows down the work tremendously) *I’m not saying that Bible College, Seminary, etc. is bad, just that we often think that it is the only way or the best way to be trained. Jesus’ Model is relational training (you and them doing ministry and life together).*
11. Reliance on US/Foreign dollars has made us slaves to greed. Proverbs 22:7. Foreigners give because they think it will help, but it is really hurting the spread of the gospel in these areas. Foreigners give because it’s easy to do. However, giving with

accountability is difficult. Once there is some accountability, the local one who takes the funds becomes under pressure to perform. They are slaves to the one who gave. Then they give in. They lie, cheat, do whatever it takes to see the money continue. Such a person becomes a prostitute, selling their morals for money, and an adulterer trying to serve both God and money. Working out ways to allow church planters to become self-supporting and the churches to become self-sustaining is one of the keys to a healthy church.

PARTS OF A REAL CPM

(These are given for the teacher's edification. You don't need to share them unless you want to)

- Rapid (*Out of our control. Just let it go? It wasn't yours to begin with.*)
- Consistent (*Stays true to God's Word and doesn't compromise truth. What are the commands and examples of Scripture? Are we doing them?*)
- Obedience-based (*A real disciple is evaluated based on what he does, not what he knows or how long he's known it*)
- Delegation (*Leader's of CPMs take joy in seeing others do more and better work than they have done*) (*Jesus example – John 14:12*)
- Freedom (*All believers have the freedom to grow in Christ, lead others, and surpass their leaders*)
- Relational (*Leaders are obedient and above reproach so that believers see Christ in the leader's life and want to model it. (1 Cor 14:6) Leader's train by example and by doing ministry with believers, not by doing ministry for believers, or by just observing others do ministry*)
- In the heart language. *Best if lessons are taught in Bhojpuri, Maithili, Magahi, etc. Take what you've learned and deliver it to others in your mother language.*

THE HARD NUMBERS

Let's look at some numbers.

Working the numbers? – You alone – 40 years x 52 wks x 5 people = 10,400.

Explain if they shared the gospel for 40 years to 5 people per week ever week of the year, how many would hear. Then explain how this is not enough to even begin to stop the numbers of lost people dying, nor to even keep up with the growth rate in Bihar. In just a little over 2 day's time, your entire life's work is added to the population of Bihar. How do we overcome these brutal facts?

THE GOOD NEWS: God has given us the answer in the Bible.

^{NIV} **Acts 19:10** This went on for two years, so that all the Jews and Greeks who lived in the province of Asia heard the word of the Lord.

The Apostle Paul was able in 8 years to share the Good News with over 8 Million people (The Bible says all of known Asia heard the Gospel).

Romans 15:18-23 ¹⁸ For I will not presume to speak of anything except what Christ has accomplished through me, resulting in the obedience of the Gentiles by word and deed, ¹⁹ in the power of signs and wonders, in the power of the Spirit; so that from Jerusalem and round about as far as Illyricum I have fully preached the gospel of Christ. ²⁰ And thus I aspired to preach the gospel, not where Christ was *already* named, so that I would not build on another man's foundation; ²¹ but as it is written, "THEY WHO HAD NO NEWS OF HIM SHALL SEE, AND THEY WHO HAVE NOT HEARD SHALL UNDERSTAND." ²² For this reason I have often been prevented from coming to you; ²³ but now, with no further place for me in these regions, and since I have had for many years a longing to come to you

Paul states that after about 12 to 14 years of ministry some 20-25 million people had access to the Gospel and that he had no place left to go as evidenced by the obedience of the Gentiles in both word and deed.

How did that happen? How did the gospel quickly spread? How did so many healthy growing churches start? We see from the Bible that Paul was doing two main things.

Paul's Pattern

First, we see that Paul followed the model or example of Jesus Christ. Let's look at some verses.

^{NAU} **1 Corinthians 11:1** ¶Be imitators of me, just as I also am of Christ.

We see that Paul imitated Jesus in the way (Methodology) he did things.

Second, we see that Paul had a pattern, which he learned from Christ and that he taught to others. Let's look at some verses.

^{NIV} **Philippians 3:17** Join with others in following my example, brothers, and take note of those who live according to the pattern we gave you.

^{NIV} **1 Corinthians 4:17** For this reason I am sending to you Timothy, my son whom I love, who is faithful in the Lord. He will remind you of my way of life in Christ Jesus, which agrees with what I teach everywhere in every church.

The following two verses are for your use, if a question comes up, but sharing the upper three is sufficient to get the point across.

^{NIV} **2 Timothy 1:13** What you heard from me, keep as the pattern of sound teaching, with faith and love in Christ Jesus.

^{NIV} **Romans 6:17** But thanks be to God that, though you used to be slaves to sin, you wholeheartedly obeyed the form of teaching to which you were entrusted.

We see in 1 Cor 4:17 that Paul was teaching the same thing in every church everywhere. We call it Paul's Pattern. Paul was giving the fundamentals to every believer everywhere. Paul was modeling and teaching the things they needed to know to move to an obedient life in Christ. This pattern must be given to all believers and given quickly. If this is done, God's Kingdom will multiply quickly.

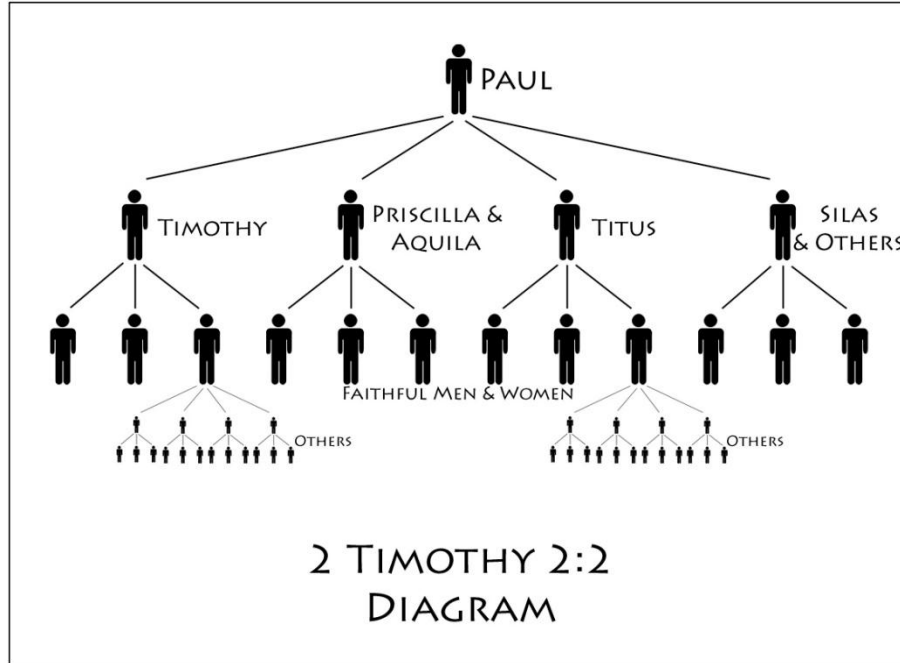
Multiplying Your Effort

We see that Paul was teaching the same thing in every church everywhere, but was Paul teaching everything himself? What do you think? We see in Acts 19:10 that over 8 million people (20 Lakhs) heard the gospel in just 8 years or less. Do you think that Paul shared the gospel with all 8 million people himself? And during Paul's entire 14 year ministry, it is believed that around 25 million people heard the gospel. Do you think Paul shared with all 25 million people?

Solicit answers. Of course the answer is "No." Correct. He couldn't have done that. How did he do it then? The answer is found in 2 Timothy 2:2.

^{NIV} **2 Timothy 2:2** And the things you have heard me say in the presence of many witnesses entrust to reliable men who will also be qualified to teach others.

At this point draw the 2 Timothy 2:2 diagram below on the blackboard, chart, or ground and discuss. (Point to Paul, Timothy, and Faithful men and women, and others while discussing)



You are like Paul. You will give Paul’s pattern to others who will entrust it to other faithful men and women, who will give it to others. In this way, not only the Gospel, but teaching others to obey Jesus Christ spread very quickly as well.

Multiplying Numbers

Let’s say however that you relationally taught 10 others who could train 10 others, and on and on. If you were still sharing the Gospel to 5 people each week and trained your 10 to do the same, it could be in 3-6 months that 11 (10+You) people are sharing with 5 people every week. That is 55 people who hear the Gospel weekly. If 3-6 months after that, each of you had equipped 10 others to do the same, that would be ...

$$121 (110 (11 \times 10 - 2nd \text{ Gen}) + 10 (1st \text{ Gen}) + \text{You}) \times 5 \text{ people per week} = 605 \text{ People per week}$$

If you then go another generation (3rd Gen) of training, you get...

$$(121 \times 10 + 110 + 10 + \text{You}) \times 5 \text{ per week} = 1331 \times 5 = 6655 \text{ people per week.}$$

Finally, after one more generation (4th Generation - Between 1 to 3 years total time), we could have the following:

$(1331 \times 10 + 1210 + 110 + 10 + \text{You}) \times 5 = 14,641 \times 5 = 73,205$ people per week.

That's approximately 10,500 people per day hearing the Gospel, which overcomes the growth rate in this area!

This is good news! God doesn't want anyone to perish, but all to come to repentance. He has provided in Scripture the method by which this can happen!

Today, we will begin to teach you Paul's Pattern so that you can give it to others, who will give it to others. This is the first of 4 meetings that we will have. This meeting will last for 2 days. Then after 2 weeks, we will meet again for 2 days, and then again, 2 weeks later, we will meet for 2 days, and then finally, 2 weeks after that meeting, we will meet for our final meeting. By the time we are finished, you will know Paul's Pattern and be able to teach it to others and to plant healthy churches in your village, block, district, and beyond.

Before we begin to learn Paul's Pattern, we need to talk a little bit about what God has called you to do and what authority God has given you. So let's do that now.

The Big Picture Training #4 - Authority and Priesthood of the Believer

PBS (Participative Bible Study) –

Have them break into groups of 4-6 and study the following passage together. Have them read the passage to one another and answer the questions below:

15 minutes PBS – Matthew 28:18-20 - ^{NIV} **Matthew 28:18** Then Jesus came to them and said, "All authority in heaven and on earth has been given to me. ¹⁹ Therefore go and make disciples of all nations, baptizing them in the name of the Father and of the Son and of the Holy Spirit, ²⁰ and teaching them to obey everything I have commanded you. And surely I am with you always, to the very end of the age."

These questions below will be used throughout RAD. A consistent set of questions is essential to help new believers become self-teaching and the church to become self-correcting. Take the time now to go over these questions with the group and let them know that they should learn them, as they will be using them many times in the future.

ASK -

What does this passage teach you?

What should you not do?

How do you get right from these passages?

How will you obey what you have learned?

For this lesson, make sure that the following questions are also covered:

Who has all authority in this passage? *Jesus*

Who did Jesus give his authority to? *His Disciples*

Who is a disciple? Are disciples and believers the same? Are all believers disciples? Are all disciples believers? – *Solicit answers.*

Yes. (Look at Romans 10:9) Spend some time here showing how confessing with your mouth Jesus is Lord means that you commit to following Jesus only. You can't have two Lords. (I use an example of having two Lords. One tells me to plant a tree here or I'll kill you. The other says don't plant a tree here or I'll kill you. Which one do I follow? Whichever action I take demonstrates who is really my Lord. In the same way, if we say we follow Jesus, we must only follow Jesus.). Then talk about how believing that Jesus rose from the dead also means that he must have died. And if he died, it means he died for our sin. Therefore we must repent and believe that he died for our sin and that he rose to new life. And because he rose to new life, we can also will have a new life in him. If we do these two things, we will be saved. God has made it very easy for us to come to Jesus. We simply must commit to following Jesus only and believe that he died for our sins and rose again. Therefore, In our terms, a believer and a disciple are the same thing. Anyone who follows Jesus (disciple of Jesus) and believes in Him (that he died for their sins and rose again) (Believer in Jesus) is saved.

What authority was given to all believers? *To go and make disciples, to baptize them in the name of the Father, Son, and Holy Spirit, and to teach them everything Jesus has commanded.*

LISTEN -

Please also listen carefully to this passage also. ^{NIV} **1 Peter 2:9** But you are a chosen people, a royal priesthood, a holy nation, a people belonging to God, that you may declare the praises of him who called you out of darkness into his wonderful light.

ASK -

In other religions, who has the authority to perform the rituals of that religion? *Priests have the authority to perform all of the rituals of the religion.*

Who does God say are the priests of the Christian religion? *All Followers of Christ*

Who then can make new disciples? *You can!*

Who can baptize them? *You can!*

Who can teach others to obey everything Jesus has commanded? *You can!*

Who here really believes that they have the authority to baptize others and to make disciples?

Raise your hands if you think you have the authority.

ACTION - OK. In the Bible, we often see the placing on of hands as a way to bless and empower people. Right now, I want you to put your hands on the person next to you and say “By the authority of Jesus Christ, you have the authority to go and make disciples, to baptize them in the name of the Father, Son, and Holy Spirit, and to teach them to obey everything Jesus has commanded.” **YOU HAVE THIS AUTHORITY!**

Now that we have established that both you and all other true followers of Jesus Christ have the authority to make disciples, it is time to go and make disciples. Don't shame Jesus. Walk worthy of the Lord. Be obedient. God expects nothing less. God wants to transform this place and give everyone a chance to hear the Good News. If you don't do it, who will? Jesus will be with you always to the very end of the age. We will also be with you to help train and encourage you.

The Big Picture Lesson #5 - The 4 Fields (5 Plans) of Kingdom Growth (Jesus' Masterplan of Kingdom Growth)

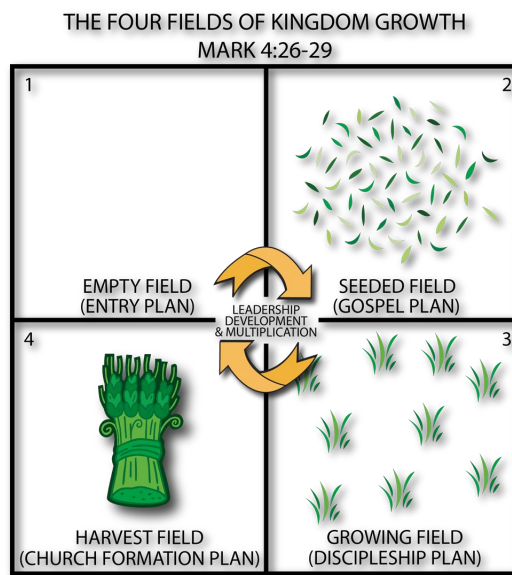
Now that you know that you have the authority to do what God has asked of you. What should you do? First, we must follow the example of Jesus Christ. Jesus didn't leave his disciples without a plan. He left specific instructions in the Bible for what we must do and how we must do it. Just like Paul, we need to know what Jesus taught in terms of Church Planting so that we can follow his example.

Break them into groups of 4-6 and have them study the passage below. Since they've already studied this passage before when discussing glory. Ask them instead to simply answer two questions:

What are our jobs? (i.e. What is the Farmer's job?)
What is God's job?

PBS (Participative Bible Study) Mark 4:26-29. ^{NAU} **Mark 4:26 ¶** And He was saying, "The kingdom of God is like a man who casts seed upon the soil; ²⁷ and he goes to bed at night and gets up by day, and the seed sprouts and grows-- how, he himself does not know. ²⁸ "The soil produces crops by itself; first the blade, then the head, then the mature grain in the head. ²⁹ "But when the crop permits, he immediately puts in the sickle, because the harvest has come."

Then, let's go through parable together. In this parable, in addition to the obvious elements like the sower, the seed, and the soil, this parable also shows us 4 types of fields. *At this point draw the diagram below on the board.*



Entry Plan - The Empty Field – Before the farmer lays any seed, the field must be made ready. The farmer clearly has a plan. The farmer says, “I will plant this seed in this place and that seed in that place.” The farmer also prepares the soil and determines a plan to allow the seed to enter into the soil. For sowing seed in the Kingdom of God, we, just like the farmer, must also have an Entry Plan. Where do we start? When do we plant and where do we plant? How does the word of God (the good news) get access to the soil (the lost)? How do we enter a new field? In order for us to work according to Jesus’ model, we must have an ENTRY PLAN.

Gospel Plan - The Seeded Field – The farmer must know what seed he is planting. What seed is best for that soil? Just like the farmer, we must have a plan to sow God’s seed (The Gospel). Without a Gospel Plan, we will not know what to say and how to say it. Therefore, in order for us to work according to Jesus’ model, we must also have a GOSPEL PLAN.

Discipleship Plan - The Growing Field – While we know from this parable that God causes the growth, and we don’t know how. We do know that in farming that the farmer also has an important step in the process. He must water the field and give fertilizer to the field. The farmer must plan out what he must do in order to stimulate growth and to prevent disease and withering of the crop. Just like the farmer, we must have a DISCIPLESHIP PLAN so that we can free up God to grow the crop without hindrance. We must have a plan for both for short-term discipleship (similar to the teachings that Paul taught in every church everywhere) and also for long-term discipleship with tools to allow the local church to begin to teach itself.

Church Formation Plan - The Harvest Field – When the crop is mature, at just the right time, the harvest occurs. Without a plan for the harvest, the harvest might sit too long and spoil. How do we harvest the lost people and form them quickly into churches that are growing in Christ. Just like the farmer, we need a harvest plan. We call it a CHURCH FORMATION PLAN. What tools do we need to use to form the church? How do we harvest properly?

Leadership Multiplication and Development - The Fruit and the Seed from the Harvest – This farming process repeats itself over and over. The harvest provides two things: food and a multiplied supply of seed. We must know how to use that harvest properly to assure continued development of the church (Food) and to multiply out to new fields (Seed). Therefore, we need a LEADERSHIP MULTIPLICATION AND DEVELOPMENT PLAN.

(At this point, tie the 4 Fields back to our earlier passage concerning things that make God's Glory known - Isaiah 28:23-29. - Right Tool, Right Time, and Right Place)

So we see that there are 5 plans that Jesus says must be in place in order for growth to occur. Just like we learned before, if we use the right tool, at the right time, and in the right place, it glorifies God. In the same way, all five parts of Jesus' church planting plan must be used in just the right way and at just the right time and with just the right tools. If we do not plan properly in any of these areas, God will not cause things to grow.

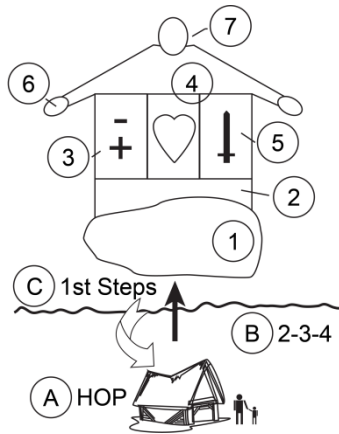
For example, let's say that we did not have a good plan for the Harvest (Church Formation). God will not ripen the harvest if we have no plan to harvest it properly. He does not want it spoiling on the vine. Also, if we don't have a good Gospel plan, how can growth occur without any seed being planting? All 5 parts must work well together. If not, growth will not occur.

In other words, if we do the jobs that God has given us, He will always be faithful to do His. So what do we do in each field? What are the details of God's Church Planting Plan? Fortunately for us, God has provided many examples of each of these 5 parts of the church planting plan for us to use as models.

If we do our work in the right way, at the right time, and with the right tools, God will work and growth will occur. We don't know how He grows it, but He does. He gets glory when we follow his plans and do them because then He can display his power and growth occurs.

For more information about "The Four Fields" refer to Nathan and Kari Shank's "The Four Fields of Kingdom Growth", which is available for download at www.churchplantingmovements.com.

The Empty Field - Jesus' Entry Plan - Luke 10 House of Peace (HOP) Strategy



Now that you know the 5 parts of Jesus' plan for planting churches and growing His kingdom, we see that all 5 parts must work together for God to cause growth. Paul was an expert at using all 5 plans well. By using Paul's pattern, we also can plant churches in the right way.

Remember Paul said to imitate his example as he imitates Christ. We will teach you a diagram to help you remember Paul's Pattern so that you can teach it to others.

Paul's Pattern begins with people. **A** Draw the household and people at the bottom of the diagram.

The people and household represent lost people, unbelievers, people who don't follow Jesus Christ. These people have a problem. They are separated from God. *Draw squiggly line above house.* We want this household and these people to be in a good relationship with God. *Draw arrow going across squiggly line.* How do we do that? What do we do with lost people? *Solicit answers.* You are looking for Gain Entry and share the Gospel. Once someone says it, you can go on.

That's right. We figure out how to enter the field (We have an ENTRY PLAN), and we share the gospel (We have a GOSPEL PLAN). Let's look together at the Bible to see how we should do that. We will begin with the ENTRY PLAN.

Jesus' Entry Plan - THE HOUSE OF PEACE (HOP) STRATEGY - LUKE 10

So where should you go? And how do you get into the field or house so that you can share the Good News? Jesus and the apostles gave us a key strategy to reaching millions of lost people quickly. We call this strategy the House of Peace Strategy. As you will see, Jesus' strategy gives us a chance to do all 5 parts of the CPM plan well.

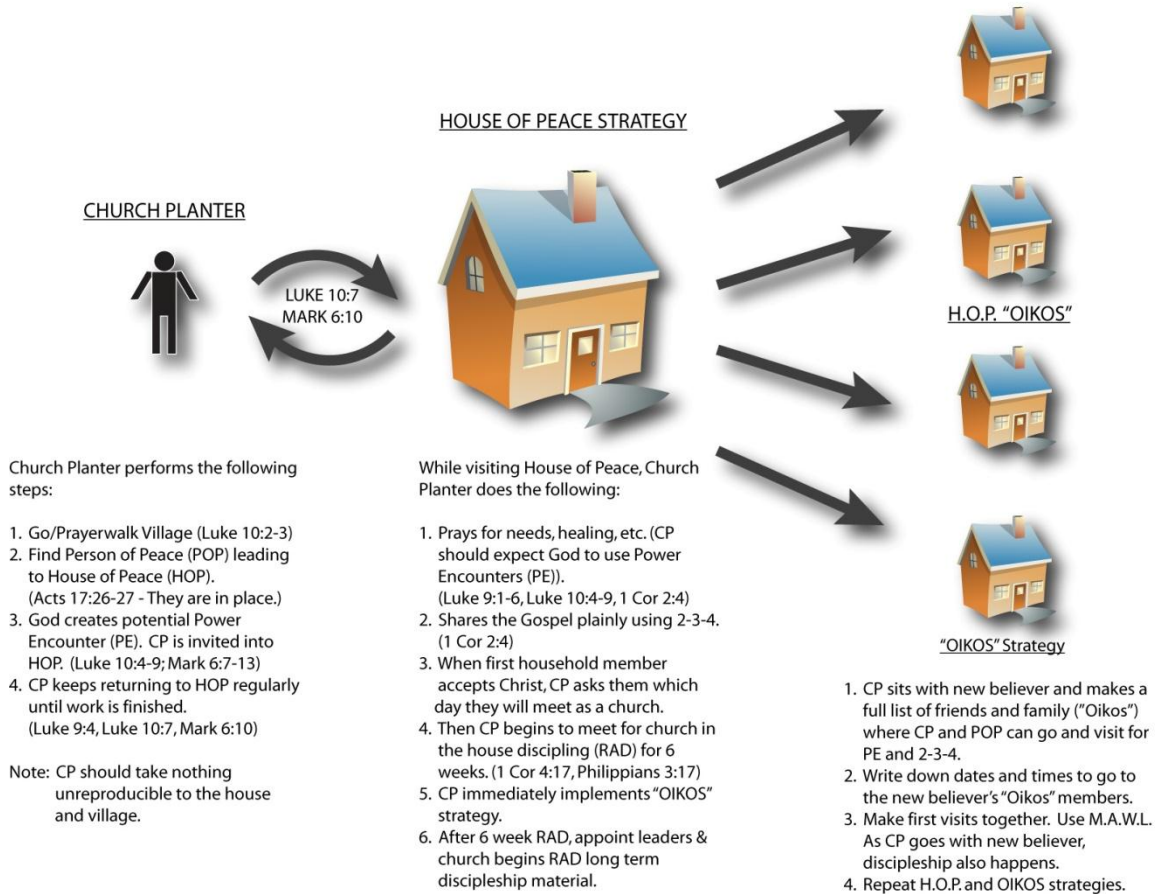


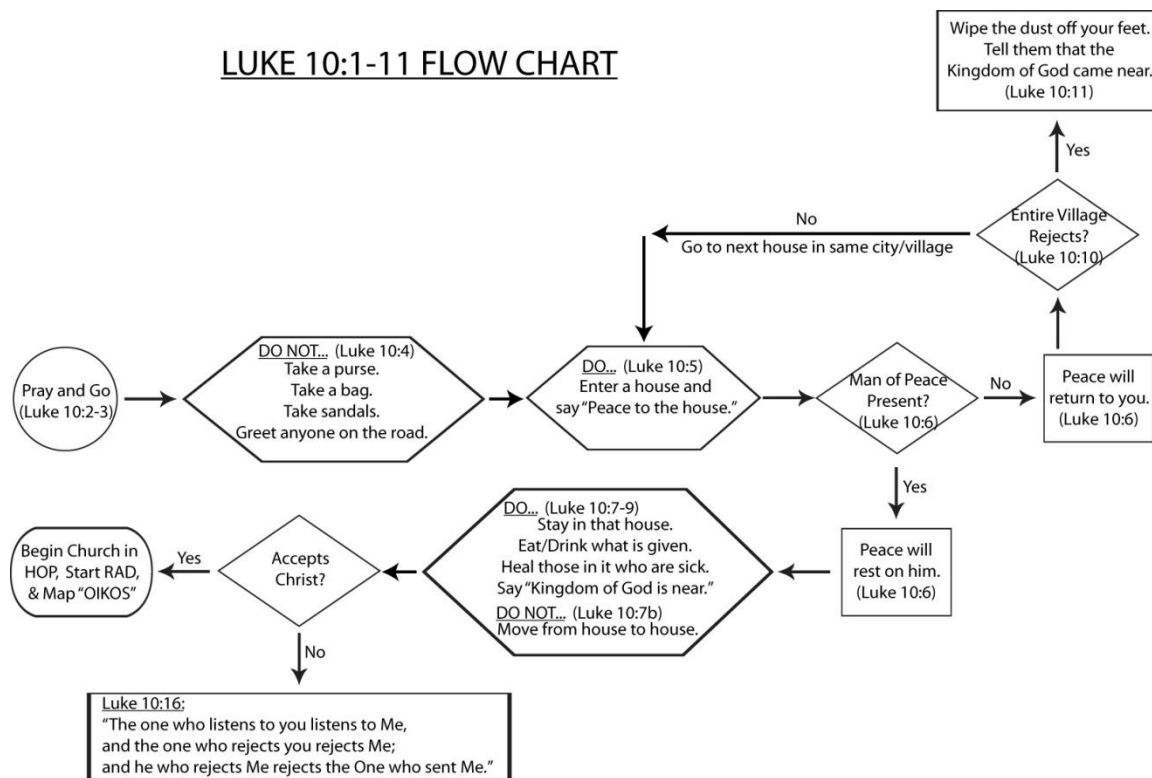
Figure 1 - HOP Strategy Diagram (For Instructor's Information only)

PBS – Jesus' Entry Plan - Luke 10:1-11

^{NIV} **Luke 10:1** ¶ After this the Lord appointed seventy-two others and sent them two by two ahead of him to every town and place where he was about to go. ² He told them, "The harvest is plentiful, but the workers are few. Ask the Lord of the harvest, therefore, to send out workers into his harvest field. ³ Go! I am sending you out like lambs among wolves. ⁴ Do not take a purse or bag or sandals; and do not greet anyone on the road. ⁵ "When you enter a house, first say, 'Peace to this house.' ⁶ If a man of peace is there, your peace will rest on him; if not, it will return to you. ⁷ Stay in that house, eating and drinking whatever they give you, for the worker deserves his wages. Do not move around from house to house. ⁸ "When you enter a town and are welcomed, eat what is set before you. ⁹ Heal the sick who are there and tell them, 'The kingdom of God is near you.' ¹⁰ But when you enter a town and are not welcomed, go into its streets and say, ¹¹ 'Even the dust of your town that sticks to our feet we wipe off against you. Yet be sure of this: The kingdom of God is near.'

Get into small groups and have them read Luke 10:1-11 and then discuss the following questions:

1. What did Jesus tell the disciples to do?
2. What did Jesus tell the disciples not to do?
3. What was the goal of their efforts?



Have the groups report back. Use the above flowchart to make sure that they covered everything. Depending on the group, this flowchart can be drawn on a board or flipchart.

Now make sure that the following are covered in order. Walk through the items below and write the appropriate Scripture at each step.

Jesus' Entry Plan involves these important steps:

1. **Pray for harvesters and Go.** (Luke 10:2-3)

ASK –

When you go to a village, what should you expect to happen?

What kinds of things should you pray for when you enter a village?

Solicit Answers and then move on and revisit this question again when you get through HOP strategy step #3 below.

2. **Depend on God to meet your needs and don't waste time on the way.** (Luke 10:4)

ASK -

Why do you think Jesus told his disciples not to take the items in Luke 10:4?

Solicit responses. Possible answers might be...

1. *God wants his disciples completely dependent upon His provision.*
2. *God wants his disciples vulnerable so that the man of peace can display mercy upon them. "Blessed are the merciful for they shall receive mercy."*
3. *God may be teaching his disciples what their wages should be for sharing the Gospel.*
4. *God may have wanted to build trust in the relationship quickly between the man of peace and the disciple. Allowing someone to serve you builds trust and relationship.*

Why do you think Jesus told them not to greet anyone on the road (10:4)?

Solicit responses. Possible answers might be...

1. *God wants focus on the best ministry over just good ministries.*
2. *God wants single-minded attention to God's strategy.*
3. *Gospel spreads better through houses rather than random people on the road.*
4. *Precision targeting of specific villages rather than random people from unknown villages.*
5. *God wants focus to be on heads-of-house in villages.*
6. *God knows that real life changing decisions are made in the home.*
7. *God is again demonstrating that the best way to reach the crowd is to think small and relationally.*

3. **Trust that God has placed a Man of Peace to meet you. (Acts 17:26-27).**

THINK -

A House/Man of peace is one where the peace of God is accepted and where it can remain. God has arranged these men and households in advance.

Read Acts 17:26-27 - ^{NAU} **Acts 17:26** and He made from one *man* every nation of mankind to live on all the face of the earth, having determined *their* appointed times and the boundaries of their habitation, ²⁷ that they would seek God, if perhaps they might grope for Him and find Him, though He is not far from each one of us;

God knows and has appointed those who would live in the village where you will be going. God's desire for them to hear the gospel is much greater than ours. By faith, you must believe that God has appointed the man of peace for that place and that He can lead you to him. Be it family and friends or a village where you have never been. If that person allows God's peace to come into their house, they are a person of peace. Go and see where God is already at work. Go and find the households of peace!

How does knowing that God has prepared things ahead of time change the way you will pray in a village? (Revisit #1 above) *Solicit answers.*

1. *Prayers would shift from other items to praying to find the house that God has setup in advance.*
2. *Prayers for divine encounters that can lead to those houses become priority.*
3. *Prayers to see where God is working or wants to work become primary.*
4. *Simple and plain prayers administered on-site become very important!*

4. **Find Man of Peace, Enter His house, and Eat and Drink what they give you. (the House of Peace - Stay in the House and don't go house to house!).**

How does it work? God makes the connection. Sometimes, you might see a person and they see you. They might be distressed. You ask what is wrong. They say their father is ill. You let them know you are a Man of God (Follower of Christ) and ask if you can come and pray for their father. Or they might ask you what you are doing there. You can say, "I am a follower of Lord Jesus Christ, and I have come to give God's blessing and peace to this village." They might say, "Oh, please come and bless my house first." God has arranged this in advance.

5. **Meet Needs and Share the Gospel (2-3-4).** (Luke 10:9, 1 Cor 1:17, 2:1-5, 1 Thess 2:1-13)

This is where we use our GOSPEL PLAN. We will teach you this important plan a little bit later.

How do these other common strategies compare with Luke 10 and 1 Cor 2:4? *Spend time looking at the pros and cons of each. Clearly, none of these match with Jesus' strategy. The goal is to get them thinking about where they should be spending their time and the validity of relational in-home sharing.*

Crusade - Large crowd preaching of the Gospel.

Door to Door – Go to every house in a new geographical area.

Radio/TV/Tracks – Non-relational Mass Exposure to Gospel.

Social Work – Primarily meeting needs with minimal Gospel presentation.

Proverbs 3:5-6 says Trust in the LORD with all your heart And do not lean on your own understanding.

⁶ In all your ways acknowledge Him, And He will make your paths straight.

Our own understanding says that we need some platform or reason to enter a new village. Our own understanding says that we will not find believers without tracts or crusades. God's plan of going and finding a man of peace requires faith. It requires leaning on God's understanding, not our own. Do you really believe that God will provide the person when you arrive in the village? Have you prayed in faith that it would be so? If so, God will do it.

6. After one person follows Jesus, start church in the house and begin to teach them the 3 First Step Lessons.

Jesus said to stay in the house. This means that church will also meet in the house. Therefore, it is vitally important from the beginning that these house members understand that they are a church. What is the church? *Solicit Answers*. An easy definition of church is “People who follow Jesus meeting together regularly to bring glory to God.” You will begin to teach them to obey all that Jesus has commanded. This will begin with the initial 3 First Step Lessons, which we will talk about at a later time.

*There is no such thing as a lesser church. Every believer/follower of Christ is a member of the church. Churches meeting in houses are still churches. Even calling them “House churches” implies that they are something less than a “real” church (as if a building makes a church “real”.) Therefore, in their mind, we must begin to get them thinking and believing that they are the church from the beginning. Notice that from the beginning, we are already working our CHURCH FORMATION PLAN. The church will remain in the house, as Jesus has said. Therefore this Entry Plan plays an important part in the church formation plan. (Refer to the RAD Booklet or see **Page 84** in this document for more information about Healthy Church)*

7. Sit with them and make a list of other houses to visit and set dates for visits (Harvest the village together).

This is a crucial step. Salvation has just recently come to this house. His desire is to see what happened to him happen to those who he knows and loves. And remember, He is the first harvester of the village (You prayed for the harvester). The 3rd First Step Lesson teaches this new believer how to share the Gospel to others and discusses this step and the next step. Therefore, help him make out a list of family members and friends and other households both in this village and even in other villages where you and he can go, pray, meet needs, and share the gospel (i.e. HOP strategy together). Allow the man of peace to put them in order and then set dates together to go and visit each place. Initially you will go together, but you will be teaching the household and the man of peace (new believer) how to do it along the way. If you do this, you will assist the gospel in being spread both far and wide. *(Note: This also starts LEADERSHIP DEVELOPMENT AND MULTIPLICATION)*

8. Go with Man of Peace and/or members of the household to these other houses and do the H.O.P. strategy. (i.e. HOP from house to house).

Tied in with #7 above, you and the man of peace use his list and go to his friends and family, both locally and in other villages. Along the way, you must equip Man of Peace and his household to continue the work without you. This is LEADERSHIP MULTIPLICATION AND DEVELOPMENT (At this point, you can refer back to what Paul did in 2 Tim 2:2 to further the spread of the Gospel.) Remember you cannot share the gospel with 90 million people yourself, God wants to use others.

Suggested Mentoring steps:

1. *First house – the new believer watches and you do. (Observational Teaching)*
2. *After you are finished, debrief with the Man of Peace. Did he/she understand what you did?*
3. *Second house – ask the Person of Peace to share their story and you will share Jesus' Story.*
4. *After 2nd house is finished, debrief with the Person of Peace. Did they tell their story well? What could be improved?*
5. *Third house – Ask the Person of Peace to share all of their story and His story. You will be there to watch and help, if needed.*
6. *After you are finished, debrief with the Person of Peace. Did they do everything correctly? What could be improved?*
7. *Go with them a few more times until you are confident that they can do it well themselves.*
8. *Leave them to the work and check in frequently.*
9. *As the harvester leads new people to Christ, have the Person of Peace (Harvester) make lists with the new believers and teach the new believers to share 2-3-4 like this as well.*

9. Explain and begin giving the Lord's Supper to the baptized believers.

10. Go at least once per week and disciple/teach Paul's Pattern (7 Lessons) to make it healthy.

Again, Jesus said stay in the house. We've already spoken about 1 Cor 4:17 and Philippians 3:17 and how God gave Paul a pattern of teaching that he taught in every church everywhere so that every new follower of Christ had the same foundation. These lessons (**Paul's Pattern**) are what we begin to teach this new church every week. This becomes the foundation of our Short-term DISCIPLESHIP PLAN, which is also implemented in the house.

11. Have the Church begin the Next Steps of Discipleship and together appoint servant-leaders.

Again, we will talk more about this later, but since your goal is to make a healthy church, this group will need to begin to self-teach and ultimately appoint leaders and govern itself under the Lordship of Jesus Christ.

**12. Find obedient believers and teach them this entire process.
(Matt 24:14, Rev 5:9)**

LISTEN -

^{NIV} **Matthew 24:14** And this gospel of the kingdom will be preached in the whole world as a testimony to all nations, and then the end will come.

^{NIV} **Revelation 5:9** And they sang a new song: "You are worthy to take the scroll and to open its seals, because you were slain, and with your blood you purchased men for God from every tribe and language and people and nation. ¹⁰ You have made them to be a kingdom and priests to serve our God, and they will reign on the earth."

We must keep going through all the villages and cities until the Gospel is preached to all the nations. Once one village/area has a House of Peace that has become a church that is maturing and is going to find other House's of Peace, it is time for you to go to a different place. Our job is not complete until Jesus returns.

Finally discuss the following two items:

- As the church grows, make sure that someone teaches all new believers the 3 first step lessons and the 7 lessons of Paul's Pattern.
- Do not plant more than 6 churches at a time. You need to be able to visit and disciple the churches at least once per week until they are healthy. If you have planted 6 churches, this means 6 days of work and one day of Sabbath rest. After one of the churches is healthy, go and plant another in a new place.

The Seeded Field - The Gospel Plan - Gospel Sharing using 2-3-4

What does God desire?

PBS (Participative Bible Study) -

2 Peter 3:9 ⁹ The Lord is not slow about His promise, as some count slowness, but is patient toward you, not wishing for any to perish but for all to come to repentance.

Romans 10:13-15 ¹³ for "WHOEVER WILL CALL ON THE NAME OF THE LORD WILL BE SAVED." ¹⁴ How then will they call on Him in whom they have not believed? How will they believe in Him whom they have not heard? And how will they hear without a preacher? ¹⁵ How will they preach unless they are sent? Just as it is written, "HOW BEAUTIFUL ARE THE FEET OF THOSE WHO BRING GOOD NEWS OF GOOD THINGS!"

Luke 8:39 ³⁹ "Return to your house and describe what great things God has done for you." So he went away, proclaiming throughout the whole city what great things Jesus had done for him.

Briefly discuss what God desires based on the passages above.

How should we share the Gospel?

PBS (Participative Bible Study) -

1 Corinthians 2:1-5 And when I came to you, brethren, I did not come with superiority of speech or of wisdom, proclaiming to you the testimony of God. ² For I determined to know nothing among you except Jesus Christ, and Him crucified. ³ I was with you in weakness and in fear and in much trembling, ⁴ and my message and my preaching were not in persuasive words of wisdom, but in demonstration of the Spirit and of power, ⁵ so that your faith would not rest on the wisdom of men, but on the power of God.

1 Corinthians 1:17 ¹⁷ For Christ did not send me to baptize, but to preach the gospel, not in cleverness of speech, so that the cross of Christ would not be made void.

1 Thessalonians 2:1-12 For you yourselves know, brethren, that our coming to you was not in vain, ² but after we had already suffered and been mistreated in Philippi, as you know, we had the boldness in our God to speak to you the gospel of God amid much opposition. ³ For our exhortation does not *come* from error or impurity or by way of deceit; ⁴ but just as we have been approved by God to be entrusted with the gospel, so we speak, not as pleasing men, but God who examines our hearts. ⁵ For we never came with flattering speech, as you know, nor with a pretext for greed-- God is witness-- ⁶ nor did we seek glory from men, either from you or from others, even though as apostles of Christ we might have asserted our authority. ⁷ But we proved to be gentle among you, as a nursing *mother* tenderly cares for her own children. ⁸ Having so fond an affection for you, we were well-pleased to impart to you not only the gospel of God but also our own lives, because you had become very dear to us. ⁹ For you recall, brethren, our labor and hardship, *how* working night and day so as not to be a burden to any of you, we proclaimed to you the gospel of God. ¹⁰ You are witnesses, and *so is* God, how devoutly and uprightly and blamelessly we behaved toward you believers; ¹¹ just as you know how we *were* exhorting and encouraging and imploring each one of you as a father *would* his own children, ¹² so that you would walk in a manner worthy of the God who calls you into His own kingdom and glory.

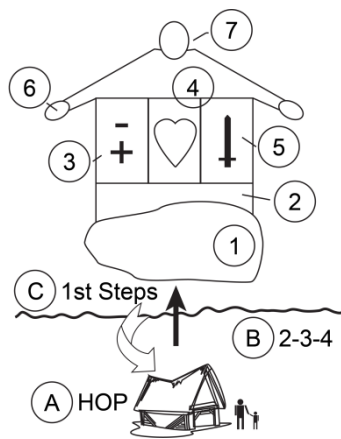
ASK -

How did Paul share the Gospel? *Weakness, fear, trembling, knowing nothing but Christ crucified, etc.*

Did he use clever speech or persuasive words? *No.*

What was displayed? *The Holy Spirit displayed its power by changing the heart and internal makeup of the hearers. Also, the Holy Spirit would display God's power outwardly through some type of Power Encounter (Demons cast out, Healing, Other outward Signs and Miracles). However, be aware that the Spirit's power through the Word is equally strong internally, cutting through soul and spirit, bone and marrow and no less miraculous.*

What should we say? (What is the Gospel?)



Now that we know God's ENTRY PLAN and framework. We need to know what to say once we get in the house. If you remember, Paul did not use clever speech. He just told the gospel plainly. One easy and simple way to share the gospel is by doing something called 2-3-4.

B Write 2-3-4 on the drawing to the right of the lost person.

2 - The 2 means that the Gospel has 2 parts - Your story and Jesus' Story " (In Hindi, it is better for translator to say "Lord Jesus Christ's story").

3 - The 3 means that your story has 3 parts (Paul's Example in Acts)

- Your Life before Christ
- How You Met Christ
- Your Life after Christ

4 - The 4 means that Jesus' story has 4 parts

- Judgment (Ro 2:16, Heb 9:27, Ro 3:23, 6:23)
- Repentance (Matt 4:17)
- Death on the Cross (1 John 2:1-2, Ro 5:6,8)
- Resurrection (Ro 6:23, 1 Peter 1:3, 2 Cor 5:17)

Remember that teaching is more than simply telling them how to do it, they must practice. Therefore, after you explain 2-3-4, have them do the following:

1. **Practice the 3 parts:** If you are teaching more than one person at a time, ask them to tell their story to one another while you listen. If you are only teaching one person, have them tell you their story. Have them practice until they can tell their story easily to others. Make sure they include the Good News about Jesus in their story!
2. **Practice the 4 parts of Jesus' story:** Have them listen or read each Bible passage used in Jesus' story. Then have them tell one another or you Jesus' story until they know it and can easily tell others.

YOUR STORY

LISTEN -

I begin teaching you how to tell your story by telling you my story.

I want to tell you a story about my life (*Give Testimony using BC-HMC-AC, the 3 part of 2-3-4*)

The most powerful thing you can share is your story. It should only be 3 minutes when sharing with non-believers. No one can argue with your story because it's your story.

Every believer, including the new believers, should be able to tell their story in 3 minutes or less. Just like I did you share your life before Christ, how you met Christ, and your life after Christ. There are 3 parts to YOUR STORY. Before Christ (BC), How you met Christ (HMC), and After Christ (AC). Don't forget to end your story by asking if they would like to hear the same good news that changed your life (or if they would like to know more about Jesus).

PRACTICE -

Find a partner, I want you to take 6 minutes. One of you will tell your story. Tell about your life before Christ, how you met Christ, and your life after Christ. Then you will switch and the other will tell his or her story. Go.

MODEL – Have 2 or 3 people come up front and share their story in 3 minutes. Encourage them after they have finished, but correct them in front of everyone as well. Their story should have these elements. Be around 3 minutes in length, don't name names (Pastor so-and-so or Auntie, etc.) Just say someone told me about Jesus. The focus should be on Christ, not Pastor. In a similar way, if "Pastor" prayed and someone was healed, have them tell how someone prayed for them (don't name names) and how Jesus healed them. Spend equal time on BC, HMC, and AC. I've heard some testimonies 25 minutes long (no non-believer wants to hear that) and worse 24 minutes and 30 seconds are spent on everything that was wrong (I worshiped this idol and drank this drink, etc.). Don't spend too much time glorifying Satan. Just talk about what was not good in your life and then move on. Talk about how you met Christ – (e.g. I asked God to forgive me of my sins, and I believed that Jesus died for my sins and rose to new life so I could

also have a new life. And I committed to following Jesus only. After that...). Then cover your life After Christ. Your job as teacher is to help them tell their story well.

So now you see how easy it is to tell your story. Teach others to tell their story also. Don't forget to follow-up by asking them if they also want to hear the good news about Jesus. If so, tell them His story (Lord Jesus' story).

HIS STORY

There are 4 parts to HIS STORY.

1. **Judgment** - *Romans 2:16, Hebrews 9:27, Ro 3:23, 6:23a* – Part of the good news is the coming judgment of God where God will judge even the secret sins of men and women. Just tell them that God is coming soon to judge the secret sins, even those that they think no one else knows. Each person is destined once to die and after that face judgment.
2. **Repentance** - *Matt 3:2, 4:17* - Tell them that they need to repent (ask forgiveness from God and turn from their sins, committing to seek God's way for their life because one day He will judge them for their sins.)
3. **Death on the Cross** - *1 John 2:1-2, Romans 5:8* - Tell them that the good news is that Jesus Christ is God and that He died for the sins of the whole world, which means that he died for their sins also. Jesus died to restore their relationship with God and to take the judgment for their sins. Because Jesus is God, following Jesus means permanent and complete forgiveness and escape from the judgment to come.
4. **Resurrection** - *Ro 6:2b, 1 Peter 1:3, 2 Cor 5:17* - Finally, tell them that Jesus rose to new life so that they can also have a new life now and eternal salvation with God after dying on earth. Because Jesus can give us the Holy Spirit, we will have God's power to overcome sin and live a life of purpose.

^{NAU} **Romans 10:9** that if you confess with your mouth Jesus *as* Lord, and believe in your heart that God raised Him from the dead, you will be saved;

(Write "Romans 10:9" just above the squiggly line then say...) Share with them that God's salvation through Jesus Christ is for everyone and that he has made it easy for mankind to be restored to good relationship with God through Jesus Christ. They need to simply confess their sins before God and repent (turn from sin and toward God). They must believe in their hearts that Jesus died and took the punishment for their sins and that he rose again to new life so that they could have a new life (Note: it's implied that if we believe that He rose from the dead that we believe that he died for our sins). Then, they need to commit to following and obeying only Jesus Christ all the rest of their lives and state aloud that they will do so. (Note: Confessing that Jesus is Lord implies this because a Lord or King is someone that the subjects obey and follow without question).

After you tell these four parts to the person, ask them, “Do you want to escape the coming judgment? Do you want to be forgiven of your sin? Do you want to follow Jesus?, etc.” God’s salvation is for all people everywhere, and He has made it easy to accept Jesus Christ. God desires for everyone to receive salvation. Today can be the day of your salvation, will you receive this great salvation from God?

PRACTICE -

Find a partner, I want you to take 10 minutes. One of you will tell Jesus' story to the other. Then you will switch and the other will tell Jesus' story. Go.

Distribute the RAD Booklet and Assign "GO AND TELL"

ACTION – *Distribute the RAD booklet in the appropriate language. Take a few minutes to explain the booklet and its flow. Then have them do the following:*

Right now, we want you to take a few minutes and ask God to show you some village names or names of people where you can go in the next two weeks to find the man of peace, enter the house, and give the gospel. Remember that God has already arranged the people in the right places for you to meet. You must have faith that God’s plan will work. Write down these names.

Give 5-10 minutes.

Explain that after they have gone and done Luke 10 and 2-3-4 in a particular place or to a particular person on their list that they should put a check mark by that name and that next time they will be asked to show their list and report back to the group about how many houses they shared in, what you shared, and how they responded. (Don't forget that they should not go to more than 6 places - After the 6 are healthy, which will take months, they can go to other new places). This means that some on the list of 12 will be individuals from their own OIKOS (sphere of influence).

WHAT DO I DO IF THEY SAY YES?

So while you are out sharing the gospel with houses of peace, we have to be prepared for many of them to say “Yes” to Jesus Christ. If their answer is yes, then what do you do?

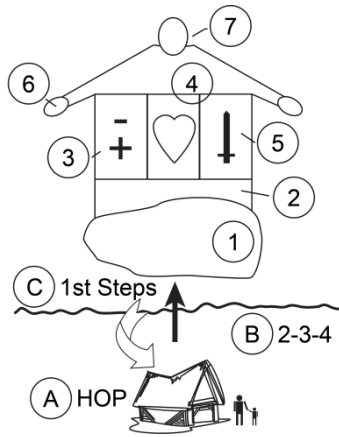
Solicit Answers

As we talked about in the HOP (Entry) Strategy above, after a person decides to follow Jesus, there is a certain sequence of events that should take place. Let’s talk about the first 3 of those quickly one more time.

1. **Lead them to Salvation in Jesus Christ:** Use Romans 10:9. They must do the following: (1) They must repent of their sin before God. (2) They must commit to following Jesus only (*confessing Jesus is Lord*). (3) They must believe in their heart that Jesus rose from the dead (*died for their sin and rose to new life so they can also have a new life*). (*Don’t forget to celebrate with them!*)

2. **Start Church in their House and do the First Steps to Following Jesus Lessons**
The 3 First Step Lessons are...
 - Be Assured of Your Salvation
 - Be Baptized
 - Go and Tell*Let them know that we will teach them these Lessons soon.*

3. **Disciple the New Church to Make it Healthy (Teach them to Obey).**
In the coming meetings, we will begin to teach you Paul's Pattern so you can teach it to others.



DISCIPLESHIP PLAN - FIRST STEP LESSONS

C Before having the group learn and practice these lessons, show them where this occurs on their diagram.

The Growing Field - Discipleship (First Step Lesson 1) - Be Assured

Notes: This will be the normal sequence for when someone teaches a new believer the First Step Lessons (Pray, Participative Teaching, Command, Tell, Pray)

Tell this group that now we are going to practice what we would do if someone first accepted Christ. To do this we will practice mock groups with mock leaders. Have them break into groups of 3-4. Then have someone raise their hand in each group. That person is plays the role of the church planter this time. The rest of the group imagine that they are new believers. The church planter takes them through this lesson.

Pray: Begin your time with the new believer or believers with prayer. Thank God that this person has decided to follow Jesus and has received salvation.

New Teaching:

(1) Do a Participative Bible Study

Read or Listen: Ephesians 1:13-14 and John 10:24-30

Ask the 4 Study Questions about each passage and have them try to answer.

1. What does this teach you?
2. What should you not do?
3. How do you get right?
4. How will you obey?

Say the Command:

Now that you have decided to only follow Jesus, **Be assured of your salvation.** Jesus is the most high God and is more powerful than any other gods. No one can take you from Jesus' hand. Also, God's Spirit (the Holy Spirit) has come into your heart and has permanently marked you for salvation. Therefore, you should rejoice and **Be assured of your salvation!**

Tell:

Every person in the whole world who decides to follow Jesus is also given God's Spirit in their hearts forever. Because of this, all those who follow Jesus are one body and Jesus is the head. When people who follow Jesus meet together regularly to worship and be obedient to God, it is called a church. You are now part of the church, and you should begin to meet regularly with other follower of Jesus Christ.

Pray: Finish First Step Lesson Number 1 with prayer. Thank God for his wonderful gift of His Holy Spirit and for eternal life.

PRACTICE - After you have modeled this lesson, have them break into pairs, give them 15 minutes and have them practice doing this lesson to one another. After the practice time is complete have them report how it went. Then give them an opportunity to ask questions as a group about this lesson.

The Growing Field - Discipleship (First Step Lesson 2) - Be Baptized

Notes: This will be the normal sequence for when someone teaches a new believer the First Step Lessons (Pray, Participative Teaching, Command, Tell, Pray)

Tell this group that now we are going to practice what we would do for the 2nd Lesson if someone accepted Christ. Again, we will practice mock groups with mock leaders. Have them break into groups of 3-4. Then have someone raise their hand in each group (Needs to be a new person this time). That person is plays the role of the church planter this time. The rest of the group imagine that they are new believers. The church planter takes them through this lesson.

Pray: Begin your time with the new believer or believers with prayer. Thank God that this person has received the Holy Spirit and is ready to continue to follow Jesus.

New Teaching:

(1) Do a Participative Bible Study

Read or Listen: Acts 8:26-39 and Acts 22:16

Ask the 4 Study Questions about each passage and have them try to answer.

1. What does this teach you?
2. What should you not do?
3. How do you get right?
4. How will you obey?

Say the Command:

You have already learned that your salvation is assured because God has placed His Holy Spirit inside your heart. Since God has already baptized you on the inside with His Holy Spirit, you are clean. However, to demonstrate that you really do follow the Lord Jesus Christ and so others can see that He is your Lord, He has commanded you to **Be Baptized** in water. You have said before that you will follow Jesus, so what will you do? As you studied today, why do you delay? Get up and **Be Baptized!**

Assignment: If they are ready to **be baptized**, do it as soon as possible (immediately is the most Biblical). *Note: If more than one person or household is ready for baptism, you, the church planter, should not baptize everyone. Rather you should follow the example of Paul (1 Cor 1:14-17) and the local believers to baptize new believers.*

Pray: Finish First Step Lesson Number 2 with prayer. Thank God for water baptism, which is God's symbol of our baptism by the Holy Spirit and by which we can demonstrate our trust and obedience to Him.

Notes: If the person will not be baptized as evidence of their commitment to follow Jesus Christ, they should meet again with this person and begin the supplemental baptism lessons in their booklet.

After they have practiced this initial baptism lesson is a good time to make sure that everyone here understands water baptism. Therefore, tell them that you want to make sure that they all understand water baptism and then do a PBS on Romans 6:3-8 and ask some pointed questions afterward.

PBS -

^{NIV} **Romans 6:3** Or don't you know that all of us who were baptized into Christ Jesus were baptized into his death? ⁴ We were therefore buried with him through baptism into death in order that, just as Christ was raised from the dead through the glory of the Father, we too may live a new life. ⁵ If we have been united with him like this in his death, we will certainly also be united with him in his resurrection. ⁶ For we know that our old self was crucified with him so that the body of sin might be done away with, that we should no longer be slaves to sin-- ⁷ because anyone who has died has been freed from sin. ⁸ Now if we died with Christ, we believe that we will also live with him.

Ask the 4 Study Questions about this passage and have them answer.

1. What does this teach you?
2. What should you not do?
3. How do you get right?
4. How will you obey?

ASK: What does baptism symbolize? From Romans 6, it appears that water baptism is really a celebration of 3 things:

1. Celebration of leaving the slavery of sin behind.
2. Celebration of new life and creation in Christ.
3. Celebration of the hope of salvation and the removal of death & judgment.

ASK: Does Baptism save you or were you saved before? What if someone died right before getting baptized, are they saved? Let's say that I had just accepted Jesus Christ and then on my way to be baptized, I was hit by a truck and killed. Would I go to heaven? *We often read and discuss Ephesians 1:13-14 in contrast to Luke 3:7-17. We also again review Romans 10:9 – What does the bible say are the requirements for salvation. Is water baptism on the list? If you end up in a discussion about Mark 16:16, you can ask if that passage specifically says if water baptism is required for salvation. Answer: No. Therefore, we have to look at the rest of the Bible to see the requirements of salvation and what that passage is talking about.*

*For example, John the Baptist said **Luke 3:16** ¹⁶ John answered them all, "I baptize you with water. But one more powerful than I will come, the thongs of whose sandals I am not worthy to untie. He will baptize you with the Holy Spirit and with fire. Therefore, it is the inward baptism that leads to salvation. The water baptism is a symbol where the new believer says I will follow Jesus. In their mind, they should be thinking, "My old life and sins I am leaving behind, and I am now going to live a new life for Jesus Christ and follow His example in everything."*

After people believe in Jesus, how long should they wait to be baptized?
What does the Bible say?

Baptism is the first test of obedience from Christ for the new believer. Is Jesus really their Lord? Remember, they have just said from Romans 10:9 that Jesus is their Lord? Did they really mean it? Is Jesus really the one whose commands they will follow? If so, this is the first test. Take water baptism. Jesus said in Matthew 28:18-20 that after a disciple is made they should be baptized in the name of the Father, Son, and Holy Spirit.

At this point, you can also have a discussion about how some in India are waiting until a person stops drinking, smoking, etc. until they are baptized. Explain how baptism is the first step of obedience and how people are much more likely to obey the other commands of Jesus if they do this one first. Explain how it identifies them with Christ and how they don't have to be perfect to come to Jesus. Don't wait.

Adding additional requirements prior to baptism adds "works" to salvation, as if someone must have their life in order before they can be identified with Christ. This is not true. By waiting you are following man's rules and not God's commands. You also are telling a new believer that outward signs of sin must be eliminated, but you teach nothing about the inside. Instead we should teach that God will change them from the inside out as they continue to follow Jesus only. Give a personal example. *(In my case, I was baptized shortly after accepting Christ. I had committed to following Jesus only, but I wasn't perfect. Before committing to following Jesus, I had followed money. Money is an idol. After I was baptized, I still followed money for a while, but God showed me in the Bible over time that this is not right.)*

The most important thing is if they are they committed to following Jesus. If so, baptize them right away. Don't wait. If they are obedient, God will change them over time. Otherwise, you are imposing man's rules on others and acting just like other religions where you must get yourself right in order to come to God. Remember that a saving faith is sufficient!

PRACTICE - *Often, we find that many have not ever baptized anyone before, at which point, we will model a mock baptism up front for others to see and learn. It also is a lot of fun!*

ADDITIONAL STUDY - *If they are still have trouble with baptism as a group, take the time and do these two other exercises with them, which are found at the end of the RAD booklet.*

Appendix A - Additional Baptism Lesson #1

This study can be done with those who have received the Gospel with joy, but who, after learning about baptism, are still not ready or willing to take it.

1. **Read and Discuss:** Matt. 13:1-9 and Matt 13:18-23.

Ask: What kind of soil do you want to be?

2. **Read and Discuss:** Luke 14:25-33, Matt 10:32-39, and Romans 10:9.

Key Points -

- Jesus came to bring salvation to the whole world.
- Some will not receive His salvation and will persecute you for following Jesus.
- While our salvation is based only on putting our faith and trust in Jesus, we demonstrate that he really is our Lord by putting Him first. His commands must come before all others. This is why Jesus asks his disciples to count the cost.

Ask: Will you obey the commands of Jesus? He is the only way to salvation. God is giving you a choice. Will you follow Jesus or not?

4. **Read and Discuss:** Matt. 28:18-20 and Matt. 3:13-17

Ask:

- In Matt. 28:18-20, what did Jesus command us to do? If we are His disciples, should we obey Jesus' commands?
- In Matt. 3:13-17, what was the example of Jesus? If we are His disciples, should we follow Jesus' example?

5. **Read and Discuss:** Romans 6:3-8

Key Points -

- Going under the water symbolizes Jesus' death. Just like Jesus died for your sins, your sinful nature and your old life are dead.
- Coming out of the water symbolizes Jesus' resurrection. Just like Jesus rose to new life, when you believed, were also given new life through Jesus.

Ask: Now that you know what water baptism symbolizes and that it is the command and example of Jesus Christ, will you do it? Water baptism is the evidence that you really have received salvation and that you really will follow Jesus the rest of your life. What will you do?

Appendix A - Additional Baptism Lesson #2

This study can be done with those who after going through the first additional baptism lesson are still not ready or willing to take it.

Ask: How many times would you need to see a command or example from Jesus in the Bible before you would obey it? *(Hopefully the answer is just once!)*

Read and Discuss the following passages from the book of Acts. After each passage is read, ask the following questions:

- (1) When did the new believer or believers take water baptism?
- (2) Who took baptism? *(Pay attention to the number of people, the gender, their previous life choices, and their current status)*
- (3) After all the passages have been discussed, close by asking the same question that Ananias asked Paul in Acts 22:16, "Why do you delay?"

Passage	Person(s) being Baptized
Acts 2:41	3000 in one day
Acts 8:6-13	Demon-possessed/sorcerer/sick
Acts 8:36-38	Eunuch on the road
Acts 9:18-19	Murderer and Persecutor of Christians
Acts 10:47-48	Gentiles (non-Jewish people)
Acts 16:13-15	Women by the river
Acts 16:33	A Roman jailer
Acts 18:8	Religious Leader (Synagogue/Temple Priest)
Acts 19:1-5	Those who had been baptized in some other way besides in the name of Jesus.
Acts 22:14-17	Murderer of Christians <i>"Why are you waiting?"</i>

From Tree of Life - Used with Permission

END LESSON

The Growing Field - Discipleship (First Step Lesson 3) - Go and Tell

Notes: This will be the normal sequence for when someone teaches a new believer the First Step Lessons (Pray, Participative Teaching, Command, Tell, Pray)

Tell this group that now we are going to practice what we would do for the 3rd Lesson if someone accepted Christ. Again, we will practice mock groups with mock leaders. Have them break into groups of 3-4. Then have someone raise their hand in each group (Needs to be a new person this time). That person is plays the role of the church planter this time. The rest of the group imagine that they are new believers. The church planter takes them through this lesson. Since they have already learned 2-3-4, this lesson should be easy to grasp.

Pray: Begin your time with the new believer or believers with prayer. Thank God that his salvation is for all people everywhere.

New Teaching:

(1) Do a Participative Bible Study

Read or Listen: Matthew 28:18-20

Ask the 4 Study Questions about each passage and have them try to answer.

1. What does this teach you?
2. What should you not do?
3. How do you get right?
4. How will you obey?

Teach 2-3-4 (The Gospel is the Good News):

Using the description of 2-3-4 on **Page 8**, teach them 2-3-4. Remember that teaching is more than simply telling them how to do it, they must practice. Therefore, after you explain 2-3-4, have them do the following:

3. **Practice the 3 parts:** If you are teaching more than one person at a time, ask them to tell their story to one another while you listen. If you are only teaching one person, have them tell you their story. Have them practice until they can tell their story easily to others. Make sure they include the Good News about Jesus in their story!
4. **Practice the 4 parts of Jesus' story:** Have them listen or read each Bible passage used in Jesus' story. Then have them tell one another or you Jesus' story until they know it and can easily tell others.

Say the Command:

Obey Jesus and **Go and Tell** everyone you meet the Good News so that they also might receive God's free gift of salvation and escape judgment.

Assignment:

Have them make a list or think of 5 people that they will **Go and Tell** this week. Tell them that every time the church meets, they will always ask each other who they have shared the Gospel with since they last met.

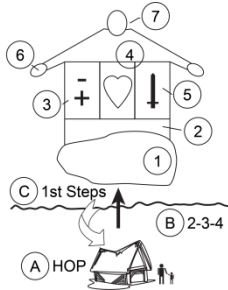
Pray: Finish First Step Lesson Number 3 with prayer. Thank God for the Good News about salvation and ask for boldness in sharing 2-3-4.

PRACTICE - *After you have modeled this lesson, have them break into pairs, give them 15 minutes and have them practice doing this lesson to one another. After the practice time is complete have them report how it went. Then give them an opportunity to ask questions as a group about this lesson.*

NOTES ABOUT THE DISCIPLESHIP LESSONS:

The pattern for teaching these lessons should be to have them first break into groups and do the lesson themselves, rotating through people so that everyone gets a chance to lead at some point during the trainings. After each group has done the entire lesson (i.e. prayer, singing, accountability, new teaching, and closing, then take the time to go through the new teaching content by asking them the questions again as a group. Make sure that they all understand everything. For the lessons, you will need to explain the flow of the lessons and you will probably need to teach them how to memorize, and maybe the hand motions and things prior to letting them do it in a group. We recommend teaching them just what they need to know, then let them do it together in groups, then come back and cover the new teaching again to make sure they know it well and can teach it to others.

The Growing Field - Discipleship (Short Term) - First Church Meeting
The Rock - Trust and Obey – Paul’s Pattern Lesson 1



Teaching the Authority of Scripture and the Lordship of Jesus Christ

1 If teaching existing believers, cover the diagram and where this lessons fits

MODEL – Remember we always want to Give **new teaching** while **Modeling it, Observe Obedience, Delegate Authority, Encourage and Leave** them to do it.

Prayer – Let’s pray – Have someone open in prayer. *From the beginning, we need to try to have everything as participatory and as relational as possible.*

Praise – Let’s sing some praises to God and tell Him how thankful we are to him for our salvation. *Note: Please try to use indigenous Indian material or have them write their own songs. If nothing else is available, then use the American songs translated into Hindi, but try to choose songs that have been Indianized.*

Accountability (Observe Obedience) – Ask the 4 Accountability Questions

- (1) Who did you share the gospel with since we last met?
- (2) Did you read/listen to the Bible every day?
- (3) How did you obey what you learned last time?
- (4) Prayer requests/Testimonies (*Note: If someone tells the church about a problem, they should immediately pray for that person*)

When teaching church planters, add the following supplemental questions:

1. *To whom did you teach last week's lesson or story?*
2. *Where did you go and do Luke 10 HOP strategy since the last meeting?*

New Teaching – Today, we will begin to learn more about Jesus Christ. Remember that what you learn today you will be required to teach others, so please listen carefully, but don’t worry, as we learn together, you will also get a chance to practice what you have learned.

LISTEN (PBS) - I would like to you to listen carefully to this passage from the Bible (or group and PBS):

^{NAU} **Isaiah 26:4** "Trust in the LORD forever, For in GOD the LORD, we have an everlasting Rock.

Ask the 4 Study Questions about the passage.

1. What does this teach you?
2. What should you not do?
3. How do you get right?
4. How will you obey?

Also ask - If God is our rock, do we need to trust in any other gods?

LISTEN (PBS - Story) - Break them into groups and have them PBS this passage:

Matthew 7:24-29:

I'm going to tell you a story. When we are finished today, you will also know how to tell this story. This story is from the Bible so we know that it is true and reliable. One day Jesus went up to the mountain and was teaching his disciples. After he had taught them many things, he said (NLT) "Anyone who listens to my teaching and follows it is wise, like a person who builds a house on solid rock.²⁵ Though the rain comes in torrents and the floodwaters rise and the winds beat against that house, it won't collapse because it is built on bedrock.²⁶ But anyone who hears my teaching and ignores it is foolish, like a person who builds a house on sand.²⁷ When the rains and floods come and the winds beat against that house, it will collapse with a mighty crash."²⁸ When Jesus had finished saying these things, the crowds were amazed at his teaching,²⁹ for he taught with real authority-- quite unlike their teachers of religious law."

Ask the 4 Study Questions about the passage.

1. What does this teach you?
2. What should you not do?
3. How do you get right?
4. How will you obey?

RECREATE

Let's tell this story together slowly. What happens first? Then? Etc?

DRAMA

Finally, we are going to act this story out as a group. We need the following cast:

Narrator: Your job will be to speak when there is no one else with a speaking part.

Jesus: You will say the words that Jesus said in the story

House on a Rock: You will act like the house built on the rock.

House on Sand: You will act the house built on the sand.

The Rain: You will act like you are dropping on the house

The Flood: You will push against the house.

The Wind: You will blow against the house.

Disciples: The rest of you will be Jesus' disciples who are listening to him tell the story.

Narrator tells the beginning and ending, while Jesus is talking the actors show the houses and what happens to them.

Great job! I think you all know this story very well now.

PAIR OFF

I'd like you to find a partner and each of you take a turn telling this story to each other. You have 10 minutes for both of you to tell the story. As you tell the story to each other, your partner should immediately correct you. We want you to be able to tell this story exactly the same way every time. Ok. Go.

MEMORIZE – We are going to memorize a short passage from the Bible:

^{NIV} **2 Timothy 3:16** All Scripture is God-breathed and is useful for teaching, rebuking, correcting and training in righteousness.

*Note: Use the buildup method. Have them repeat after you in short pieces until the entire passage has been repeated 5 or 6 times. Then have 3 or 4 people tell you the complete passage. Someone else can and should lead this time. Delegate someone to do it. In theory, you modeled this method last time you met, so someone should be ready to give it a try. (Pick one of those people who shared their testimony a lot!) (Only have them memorize 16, but share 17 with them)*¹⁷ so that the man of God may be thoroughly equipped for every good work.

Ask the 4 Study Questions about the passage.

1. What does this teach you?
2. What should you not do?
3. How do you get right?
4. How will you obey?

Optional Alternate Questions:

What is the Bible in this passage? – *A book inspired by God.*

If the Bible is inspired by God, and we should trust God, should we trust the Bible?

What does the Bible do? – *Equips people for every good work by teaching, rebuking, correcting, and training in righteousness.*

I'm sure that you have noticed that we ask four questions about any passage from the Bible that we read. Do you remember the questions that we asked? *Wait for response and then let them know that these four questions actually come from this passage.*

What does this teach you? – *Teaching*

What should you not do? – *Rebuking*

How do you get right? – *Correcting*

How do you stay right? – *Training in Righteousness*

Try to remember these questions, every time you hear or read the Bible and every time we meet we will ask these questions about the Bible passages that we read. Because the Bible is from God, we will be ready and equipped for every good work.

**** *This is a good point to have the group repeat the Bible Memory verses.*

Now as a group, please tell me 2 Timothy 3:16 – *If they struggle here, take a minute and firm it up again.*

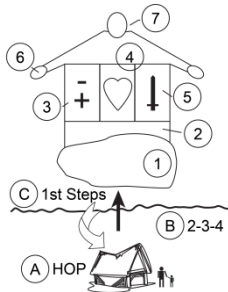
LESSON CLOSURE – We have learned many things about God today. Based on what we learned today. If we want to live wise lives, what are the only two things that should guide our lives? *God (Lord Jesus Christ) and the Bible. If they struggle getting these two, lead them back to the scripture and story if necessary. The goal is that they leave with the understanding that the only two sources of authority in their lives should come from the Bible and from Jesus Christ (who is God).*

SAY THE COMMAND - Trust and Obey the Lord and His Word

DELEGATION – As usual, we will all be leaving with an assignment. Before we meet next time, we want you to teach this lesson or tell this story to at least 2 other people. We also want you to choose 5 more people from your list of people who are not followers of Jesus and go and share your story (testimony) and how to get right with God through Jesus Christ with them.

CLOSING PRAYER – Ask someone pray and thank God for this time, and also pray that we would all be obedient to only follow Jesus and His word (the Bible).

The Growing Field - Discipleship (Short Term) - Second Church Meeting
The Foundation - Live a New Life – Paul’s Pattern Lesson 2



Teaching about the New Life in Christ

2 Show where this fits into the diagram.

MODEL – Remember we always want to Give/**Model new teaching** while modeling it, **Observe Obedience, Delegate Authority, Encourage and Leave** them to do it.

Prayer – Let’s pray – Have someone open in prayer. *From the beginning, we need to try to have everything as participatory and as relational as possible.*

Praise – Let’s sing some praises to God and tell Him how thankful we are to him for our salvation. *Note: Please try to use indigenous Indian material or have them write their own songs. If nothing else is available, then use the American songs translated into Hindi, but try to choose songs that have been Indianized.*

Accountability (Observe Obedience) – Ask the 4 Accountability Questions

- (1) Who did you share the gospel with since we last met?
- (2) Did you read/listen to the Bible every day?
- (3) How did you obey what you learned last time?
- (4) Prayer requests/Testimonies (*Note: If someone tells the church about a problem, they should immediately pray for that person*)

When teaching church planters, add the following supplemental questions:

1. *To whom did you teach last week's lesson or story?*
2. *Where did you go and do Luke 10 HOP strategy since the last meeting?*

Reinforcement: *Have someone retell last week’s story and someone else retell last meetings memory verse for the group again. Have them correct any mistakes immediately.*

New Teaching - Today, we will learn about the foundational things that every new disciple of Jesus Christ should be doing. Remember that what you learn today you will be required to teach others, so please listen carefully, but don’t worry, as we learn together, you will also get a chance to practice what you have learned.

LISTEN (PBS) – I would like you to listen carefully to this passage from the Bible (or group and do PBS on passage):

Matthew 6:5-15 ⁵ "And when you pray, do not be like the hypocrites, for they love to pray standing in the synagogues and on the street corners to be seen by men. I tell you the truth, they have received their reward in full. ⁶ But when you pray, go into your room, close the door and pray to your Father, who is unseen. Then your Father, who sees what is done in secret, will reward you. ⁷ And when you pray, do not keep on babbling like pagans, for they think they will be heard because of their many words. ⁸ Do not be like them, for your Father knows what you need before you ask him. ⁹ "This, then, is how you should pray: "'Our Father in heaven, hallowed be your name, ¹⁰ your kingdom come, your will be done on earth as it is in heaven. ¹¹ Give us today our daily bread. ¹² Forgive us our debts, as we also have forgiven our debtors. ¹³ And lead us not into temptation, but deliver us from the evil one.' ¹⁴ For if you forgive men when they sin against you, your heavenly Father will also forgive you. ¹⁵ But if you do not forgive men their sins, your Father will not forgive your sins.

Ask the 4 Study Questions about the passage.

1. What does this teach you?
2. What should you not do?
3. How do you get right?
4. How will you obey?

MEMORIZE –Just like last week, we will again memorize some Scripture. Keeping the Word of God in your thoughts all the time will help you live a good life with God.

Colossians 1:10 ¹⁰ And we pray this in order that you may live a life worthy of the Lord and may please him in every way: bearing fruit in every good work, growing in the knowledge of God,

Note: Use the buildup method. Have them repeat after you in short pieces until the entire passage has been repeated 5 or 6 times. Then have 3 or 4 people tell you the complete passage. Someone else can and should lead this time. Delegate someone to do it. In theory, you modeled this method last time you met, so someone should be ready to give it a try. (Pick one of those people who shared their testimony a lot!)

Ask the 4 Study Questions about the passage.

1. What does this teach you?
2. What should you not do?
3. How do you get right?
4. How will you obey?

ACTION –

So how do we live a new life that pleases the Lord in every way? The Bible tells us that there are 5 things that we should be doing regularly so that we can experience the power of Jesus Christ in our lives. These should be the foundation of our new life which has been built upon the rock of Jesus Christ.

I'm going to teach you these 5 things along with some motions so that you can easily remember them. Please stand up and repeat after me.

- You've been given a new birth – *Right Hand to the right*
- So live a new life – *Left hand to the left*
- How? – *Raise arms to ask a question*
- By reading and studying the Bible every day – *Use your left hand and act like you are reading from your right hand*
- By offering prayer and praise to God – *Lift your hands over your head*
- In Fellowship with God's people – *Clasp your hand together in front of your chest*
- Sharing the Gospel with those around you – *Take seeds from your left hand and act like you are planting them*
- With Jesus as your example of Service and Suffering – *Touch your right middle finger to your left palm, then touch your left middle finger to your right palm, then raise your arms over your head with them bent at the elbows.*

Practice this as a group using repeat after me until you think they have it down – about 5 times.

THINK – *Ask these questions and see what responses you get, then make sure that you give them the answers below as well.*

How do you study the Bible every day? – *By reading or listening to God's Word, asking the 4 questions about what you read, thinking about it throughout the day, and by being careful to do what it says.*

When can you pray to and praise God? – *The Bible says that we should sing with thankfulness in our hearts to God and that we shouldn't worry, but instead by prayer with thanksgiving we should make our requests known to God.*

What can you pray about?

How do we fellowship with God's People? – *By meeting together just like this and by meeting together at many other times.*

What is the Gospel? – *It is the same good news that you heard so that you could believe in Jesus Christ and be saved.*

How do you share the Gospel with those around you? – *You do it by telling your story, they same way that many of you have been doing already and by telling God's story of how Jesus Christ died for our sins and was resurrected so we could have a new life now and salvation in the future. (2-3-4)*

How is Jesus our example of service and suffering? – *Jesus suffered many things when he was on the earth. He even died a horrible death on the cross for our sins. Jesus said, "No servant is greater than his master and no student greater than his teacher." Because Jesus was persecuted and suffered on earth, we should also expect the same as we are obedient to Jesus. Jesus also came to serve. If we follow His example, we must also serve others.*

PAIR OFF

I'd like you to find a partner and each of you take a turn doing the hand motions and telling the parts to each other. You have 4 minutes for both of you to do this (2 minutes each). As you share to each other, your partner should immediately correct you. We want you to be able to have these words and motions memorized so that you can do them exactly the same way every time. Ok. Go.

VOLUNTEER

Now I'd like a volunteer to come forward and do these motions for the group. And group, your job is to make sure that he or she tells it right. Ok?

- BEGIN OPTIONAL STORY -

Luke 19:1-10

LISTEN

I'm going to tell you a story. When we are finished today, you will also know how to tell this story. This story is from the Bible so we know that it is true and reliable. One day Jesus entered a town called Jericho and made his way through the town.² There was a man there named Zacchaeus. He was the chief tax collector in the region, and he had become very rich.³ He tried to get a look at Jesus, but he was too short to see over the crowd.⁴ So he ran ahead and climbed a sycamore-fig tree beside the road, for Jesus was going to pass that way.⁵ When Jesus came by, he looked up at Zacchaeus and called him by name. "Zacchaeus!" he said. "Quick, come down! I must be a guest in your home today."⁶ Zacchaeus quickly climbed down and took Jesus to his house in great excitement and joy.⁷ But the people were displeased. "He has gone to be the guest of a notorious sinner," they grumbled.⁸ Meanwhile, Zacchaeus stood before the Lord and said, "I will give half my wealth to the poor, Lord, and if I have cheated people on their taxes, I will give them back four times as much!"⁹ Jesus responded, "Salvation has come to this home today, for this man is also a son of Abraham."¹⁰ For the Son of Man (*might need to explain that this is Jesus*) came to seek and save those who are lost."

Ask the 4 Study Questions about the passage.

1. What does this teach you?
2. What should you not do?
3. How do you get right?
4. How will you obey?

RECREATE

Let's tell this story together slowly.

What happens first?

Then? Etc?

DRAMA

Finally, we are going to act this story out as a group. We need the following cast:

Narrator: Your job will be to speak when there is no one else with a speaking part.

Jesus: You will say the words that Jesus said in the story

Zacchaeus: You will seek Jesus, climb a tree, and share the words that Zaccheus said in the story.

Tree: You will let Zacchaeus climb up on you or at least act like it.

3 Displeased people: You will grumble and say “Jesus has gone to be the guest of a notorious sinner.”

Disciples: The rest of you will be Jesus’ disciples who are listening to him tell the story.

Narrator tells the beginning and ending, while Jesus is talking the actors show what happens to them and say their lines also.

Great job! I think you all know this story very well now.

PAIR OFF

I’d like you to find a partner and each of you take a turn telling this story to each other. You have 10 minutes for both of you to tell the story. As you tell the story to each other, your partner should immediately correct you. We want you to be able to tell this story exactly the same way every time. Ok. Go.

- END OPTIONAL STORY-

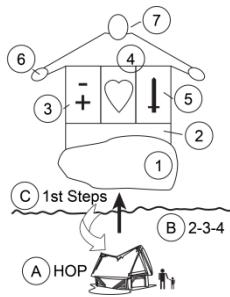
LESSON CLOSURE – We have learned many things about God today. Based on what we learned today. Who can tell me how we live a new life in Christ? *Someone should hopefully do the hand motions and show you. The goal is that they leave with the understanding that their foundation should be these fundamental practices of new life in Christ. They should also know that the result of a new life in Christ is changed behavior and a desire to make old wrongs right.*

SAY THE COMMAND - Live a New Life worthy of the Lord and please Him in every way.

DELEGATION – As usual, we will all be leaving with an assignment. Before we meet next time, we want you to teach this lesson to at least 2 other people. We also want you to choose 5 more people from your list of people who are not followers of Jesus and go and share your story (testimony) and how to get right with God through Jesus Christ with them.

CLOSING PRAYER – Before we go, will someone pray and thank God for this time, and also pray that we would all be obedient to put off our old life and to live our new life in Christ and be obedient to all of Jesus’ teachings.

The Growing Field - Discipleship (Short Term) - Third Church Meeting
Right Living - Walk in the Light – Paul’s Pattern Lesson 3



Right Living (Faith)

3 Show how this fits into the diagram.

MODEL – Remember we always want to Give/**Model** new teaching while modeling it, **Observe Obedience, Delegate Authority, Encourage and Leave** them to do it.

Prayer – Let’s pray – Have someone open in prayer. *From the beginning, we need to try to have everything as participatory and as relational as possible.*

Praise – Let’s sing some praises to God and tell Him how thankful we are to him for our salvation. *Note: Please try to use indigenous Indian material or have them write their own songs. If nothing else is available, then use the American songs translated into Hindi, but try to choose songs that have been Indianized.*

Accountability (Observe Obedience) – Ask the 4 Accountability Questions

- (1) Who did you share the gospel with since we last met?
- (2) Did you read/listen to the Bible every day?
- (3) How did you obey what you learned last time?
- (4) Prayer requests/Testimonies (*Note: If someone tells the church about a problem, they should immediately pray for that person*)

When teaching church planters, add the following supplemental questions:

1. *To whom did you teach last week's lesson or story?*
2. *Where did you go and do Luke 10 HOP strategy since the last meeting?*

Reinforcement: *Have someone show and tell the hand motions and words (given a new birth, so live a new life, How?...), and someone else retell last week’s memory verse for the group again. Have them correct any mistakes immediately. Should only take about 3-4 minutes. (Take this opportunity to talk about the diagram again and show where this fits into it. Also talk about the goal of abundant gospel sharing, finding the obedient and beginning as many new groups/churches as possible)*

New Teaching - Today, we will begin to learn more about your new life in Jesus Christ and what things you should be doing as a new Christian. Remember that what you learn today you will be required to teach others, so please listen carefully, but don't worry, as we learn together, you will also get a chance to practice what you have learned.

LISTEN (PBS) – I would like you to listen carefully to this passage from the Bible (or have them group and do PBS):

Colossians 3:5-10 ⁵ Put to death, therefore, whatever belongs to your earthly nature: sexual immorality, impurity, lust, evil desires and greed, which is idolatry. ⁶ Because of these, the wrath of God is coming. ⁷ You used to walk in these ways, in the life you once lived. ⁸ But now you must rid yourselves of all such things as these: anger, rage, malice, slander, and filthy language from your lips. ⁹ Do not lie to each other, since you have taken off your old self with its practices ¹⁰ and have put on the new self, which is being renewed in knowledge in the image of its Creator.

Colossians 3:12-14 ¹² Therefore, as God's chosen people, holy and dearly loved, clothe yourselves with compassion, kindness, humility, gentleness and patience. ¹³ Bear with each other and forgive whatever grievances you may have against one another. Forgive as the Lord forgave you. ¹⁴ And over all these virtues put on love, which binds them all together in perfect unity.

Ask the 4 Study Questions about the passage.

1. What does this teach you?
2. What should you not do?
3. How do you get right?
4. How will you obey?

MEMORIZE – Just like last week, we will again memorize some Scripture. Keeping the Word of God in your thoughts all the time will help you live a good life with God.

^{NAU} **Ephesians 5:8** for you were formerly darkness, but now you are Light in the Lord; walk as children of Light

Note: Use the buildup method. Have them repeat after you in short pieces until the entire passage has been repeated 5 or 6 times. Then have 3 or 4 people tell you the complete passage. Someone else can and should lead this time. Delegate someone to do it. In theory, you modeled this method last time you met, so someone should be ready to give it a try. (Pick one of those people who shared their testimony a lot!)

Ask the 4 Study Questions about the passage.

1. What does this teach you?
2. What should you not do?
3. How do you get right?
4. How will you obey?

Make sure that the below issues are also addressed during the discussions...

In this passage, what should we give up? *Our old dark behavior*

What should we be doing? – *Walking in the light*

Talk about a torch (flashlight). Where the torch shines, what happens to the darkness? Can light and darkness exist together at the same time?

ACTION – PUT OFF, PUT ON

We must walk as children of light. This means we are to live our lives worthy of the Lord Jesus Christ. Don't shame Jesus! Walk worthy of the Lord! The Bible tells us how to begin to put off the pattern of the world and how to put on the thoughts of God and walk in the light. The Bible lists 12 things to put out of our lives and 7 things to put into our lives. In order to put the good things from God into our lives, we must first put off the old things. If I wanted a nice clear glass of water, but I had a glass of tea in front of me. Would I just pour the water into the glass of tea? No! I would first empty out the tea and then I could put the water into the glass. In the same way, we should put off our old habits and sins and replace them with good habits from God. *Note: The force of the verb to put off is like to destroy completely, to slay utterly. Expositor's Commentary likens it to the idea of a man who gets his hand caught in machinery and it's drawing him in, so he grabs an axe and chops his arm off. It hurts! But it's better than losing one's life. In the same way, chop off the sin. Remove it completely from your life.*

In order to help us remember these 12 things to put off and the 7 to put on, we are going to memorize the locations in the Bible where we find these items and talk about them in detail.

PUT OFF (Darkness)

Your Life (Col 3:5)

Sexual Immorality
Impurity
Lust
Evil Desires
Greed
Worshipping Idols

PUT ON (Col 3:12-14) (Light)

Compassion
Kindness
Humility
Gentleness
Patience
Forgiveness
Love

Other's Lives (Col 3:8-9)

Anger
Rage
Malice
Slander
Filthy Language
Lying

SPEAK: *Go through each item in detail. First, talk about the ones that affect the individual's life. Then, talk about the ones affecting others. Finally, talk about what to put on. Talk about what it means as a group. Talk about why we should put them out of our lives (Christ has saved us. Because he loves us, we should love and obey him by removing these things from our lives and replacing them with the things of God. Don't shame Jesus. Walk worthy of the Lord!).*

Now we are going to take the list we learned and talk about each of the items one at a time as a group.

What does it mean? *Sexual Immorality, Impurity, Lust,...*

Do you commit to putting it out of your life? Or, if the 7, do you commit to putting it into your life?

Ask the same questions of each of the items on both lists. When finished asked the closure questions below.

HERE ARE SOME NOTES ON EACH OF THE WORDS FOR YOUR USE:

Sexual Immorality – *Any illicit sexual relation – Adultery, Sex when not married, using prostitutes.*

Impurity – *Uncleanliness in thought, word, and act. Literally moral uncleanliness. Looking at pornography would be an example.*

Lust – *Uncontrolled desires. Being dominated by your desires.*

Evil Desires – *Desire for any type of evil thing.*

Greed – *Desire to have more regardless of the rights of others. (It is idolatry)*

Worshipping Idols – *At its heart it is the desire to get more of something from something other than the true God. Only God can provide your needs.*

Anger – *An inner anger against someone in your heart. Not to be confused with righteous anger, which hates injustice in the same way that God hates injustice. In your anger do not sin!*

Rage – *An outburst of sudden anger (Note: the original words for anger and rage seem to be used interchangeably so we are not totally clear on the distinction.)*

Malice – *Anger against person who doesn't know it that intentionally acts to hurt that person.*

Slander – *Talking bad about one person to another in an attempt to hurt the person.*

Filthy Language – *Any type of bad language, coarse joking, and inappropriate talk.*

Lying – *Don't lie! Ever!*

Compassion – *From the heart, at the deepest level, show mercy to others. Make the mercy of God abundantly plain to others.*

Kindness – *Be Good, kind, and generous to others.*

Humility – *Lowliness, Don't think highly of one's self, Submit and serve others not thinking yourself great.*

Gentleness – *Is not weakness, but rather using your strength under control. It involves consideration of others before yourself and the willingness to give up your own rights so others might have their rights met. Don't repay evil for evil, but evil with good. (This is a good spot to tell the Gandhi story) – Much of Gandhi's teaching came from the Bible, but Gandhi never followed Jesus Christ. Why? (Solicit answers) Gandhi is quoted as saying that he never found anyone who claimed to follow Jesus Christ that really tried to live this way (Put off – Put on). Don't shame Jesus. Walk worthy of Jesus. Who*

knows you may meet the next Gandhi, and this time, he may decide to follow Jesus by observing your life.

Patience – *Endures wrong and puts up with other's bad behavior without getting angry.*

Forgiveness – *Freely pardoning and forgiving others always and forever. Because the Lord forgave us our sins, we must also do the same.*

Love – *Love does nothing but good to all. This is why it is above all these others because if we love in this way, we are doing the others also. Love most clearly reflects the character of Christ.*

Now that you know what things to put out of your life, will you commit to removing all of them from your life?

Will you be obedient and strive with God's help to stop doing them?

Will you commit to putting the right things into your life?

Will you begin to act and think the right way as God has commanded you?

Will you walk worthy of the Lord?

Will you shame Jesus?

Is Jesus on the Earth right now? *No. He has ascended, but will come again.*

Who, then, is speaking and acting for Jesus? *We are. Don't shame Jesus.*

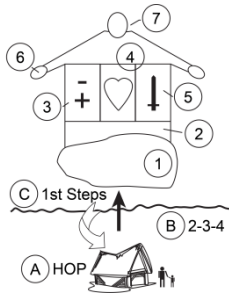
LESSON CLOSURE – We have learned many things about God today. Based on what we learned today. Can anyone come up and tell the group the 12 things to put off? Who can come up and tell us the 7 things to put on?

SAY THE COMMAND - Put off evil and put on good. Walk in the Light!

DELEGATION – As usual, we will all be leaving with an assignment. Before we meet next time, we want you to teach at least 2 other believers what they should put off and what they should put on for Jesus Christ. We also want you to choose 5 more people from your list of people who are not followers of Jesus and go and share your story (testimony) and how to get right with God through Jesus Christ with them.

CLOSING PRAYER – We can't wait to meet with you again. Before we go, will someone pray and thank God for this time, and also pray that we would all be obedient to put off the darkness of our old sinful lives and walk in the light of our Lord Jesus Christ.

**The Growing Field - Discipleship (Short Term) - Fourth Church Meeting
Right Relationships (Love) - Love One Another - Paul's Pattern Lesson 4**



Right Relationships (Love)

4 Show where this fits into the diagram.

MODEL – Remember we always want to Give/**Model** new teaching while modeling it, **Observe Obedience, Delegate Authority, Encourage and Leave** them to do it.

Prayer – Let's pray – Have someone open in prayer. *From the beginning, we need to try to have everything as participatory and as relational as possible.*

Praise – Let's sing some praises to God and tell Him how thankful we are to him for our salvation. *Note: Please try to use indigenous Indian material or have them write their own songs. If nothing else is available, then use the American songs translated into Hindi, but try to choose songs that have been Indianized.*

Accountability (Observe Obedience) – Ask the 4 Accountability Questions

- (1) Who did you share the gospel with since we last met?
- (2) Did you read/listen to the Bible every day?
- (3) How did you obey what you learned last time?
- (4) Prayer requests/Testimonies (*Note: If someone tells the church about a problem, they should immediately pray for that person*)

When teaching church planters, add the following supplemental questions:

1. *To whom did you teach last week's lesson or story?*
2. *Where did you go and do Luke 10 HOP strategy since the last meeting?*

Reinforcement: *Have someone tell the passages of the 12 things to put off and the 7 to put on and someone else retell last week's memory verse for the group again. Have them correct any mistakes immediately. Should only take about 3-4 minutes. Reinforce the diagram and where this lesson fits in. Remind them about the goal.*

New Teaching - Today, we will begin to learn more about your new life in Jesus Christ and what your relationships with other people should be like. Remember that what you learn today you will be required to teach others, so please listen carefully, but don't worry, as we learn together, you will also get a chance to practice what you have learned.

LISTEN (PBS) – I would like you to listen carefully to these 3 passages from the Bible (or group them and do PBS on the 3 passages):

Colossians 3:14 - 4:6 ¹⁴ And over all these virtues put on love, which binds them all together in perfect unity. ¹⁵ Let the peace of Christ rule in your hearts, since as members of one body you were called to peace. And be thankful. ¹⁶ Let the word of Christ dwell in you richly as you teach and admonish one another with all wisdom, and as you sing psalms, hymns and spiritual songs with gratitude in your hearts to God. ¹⁷ And whatever you do, whether in word or deed, do it all in the name of the Lord Jesus, giving thanks to God the Father through him. ¹⁸ Wives, submit to your husbands, as is fitting in the Lord. ¹⁹ Husbands, love your wives and do not be harsh with them. ²⁰ Children, obey your parents in everything, for this pleases the Lord. ²¹ Fathers, do not embitter your children, or they will become discouraged. ²² Slaves, obey your earthly masters in everything; and do it, not only when their eye is on you and to win their favor, but with sincerity of heart and reverence for the Lord. ²³ Whatever you do, work at it with all your heart, as working for the Lord, not for men, ²⁴ since you know that you will receive an inheritance from the Lord as a reward. It is the Lord Christ you are serving. ²⁵ Anyone who does wrong will be repaid for his wrong, and there is no favoritism. ¹ Masters, provide your slaves with what is right and fair, because you know that you also have a Master in heaven. ² Devote yourselves to prayer, being watchful and thankful. ³ And pray for us, too, that God may open a door for our message, so that we may proclaim the mystery of Christ, for which I am in chains. ⁴ Pray that I may proclaim it clearly, as I should. ⁵ Be wise in the way you act toward outsiders; make the most of every opportunity. ⁶ Let your conversation be always full of grace, seasoned with salt, so that you may know how to answer everyone.

Ephesians 5:21-6:9

1 Peter 2:13-14

Participatory Questions:

Ask the 4 Study Questions about the passage.

1. What does this teach you?
2. What should you not do?
3. How do you get right?
4. How will you obey?

What five things does God want us to do from this passage?

1. *Let the word of God dwell richly in us.*
2. *Teach and admonish one another with psalms, hymns, and spiritual songs.*
3. *Sing with thankfulness in our hearts to God.*
4. *Saying and doing everything in the name of the Lord Jesus.*
5. *Giving thanks for all things.*

What does it mean to teach someone?

What does it mean to admonish someone?

What should the attitude of our heart be?

How should we do everything that we do?

MEMORIZE – Just like last week, we will again memorize some Scripture. Remember that keeping the Word of God in your thoughts all the time will help you live a good life with God.

^{NIV} **Ephesians 5:21** ²¹ Submit to one another out of reverence for Christ.

Note: Use the buildup method. Have them repeat after you in short pieces until the entire passage has been repeated 5 or 6 times. Then have 3 or 4 people tell you the complete passage. Someone else can and should lead this time. Delegate someone to do it.

Ask the 4 Study Questions about the passage.

1. What does this teach you?
2. What should you not do?
3. How do you get right?
4. How will you obey?

ACTION – SUBMISSION We must submit to others because we only serve Jesus Christ. Because we do all of our work for him, we must treat others the way that Jesus wants us to. The Bible teaches us how to have right relationships with others. In order for us to learn how to treat others, we are going to do an activity.

THE MATCHING GAME – Eph 5:21-6:9, Col 3:14-4:6, Ro 13:1-7, 1 Pet 2:13-14

In this game, read through the list a couple of times and have them repeat after you. Then have half the people line up on one side of the room and half on the other. Then have them say and answer each other. For example, one side of the room says “Wives,” the other will say “Submit to your husbands as to the Lord.” Or if one says “Employers,” the other would say “Be just and fair knowing that God is watching you,” Do this until they can match all of one side to the other. (If you have at least 20 people, you can have 10 line up across from the other 10 and have the 10 on one side each take one of the groups of people and then the 10 on the other side each take the action phrase. Then see how fast you can run down the line.)

Wives	Submit to your husbands as to the Lord.
Husbands	Love your wives as Christ loved the Church.
Children	Obey and Honor your parents in the Lord.
Parents	Don't anger your children, Teach them the ways of the Lord.
Employees	Obey your employer and work hard as for the Lord.
Employers	Be just and fair knowing that God is watching you.
Insiders	Pray for other Christians and for the Good News to spread.
Outsiders	Be wise, make the most of every opportunity to share Jesus.
Christians	Submit to authority because God appointed them.
Authority	Prevent evil and be fair and just.

THINK AND DISCUSS -

Ask the following questions, to help them understand how they live out the relationships in their lives.

What should wives do? *Submit to their husbands as to the Lord*
What does it mean to submit as to the Lord? *It means that Jesus*

What should husbands do? *Love their wives as Christ loved the church.*
How did Christ love the church? *By laying his life down for it. By giving up his own rights and interests to look after the interests of others.*

What should children do? *Obey and Honor their parents.*
How does one honor their parents? *By respecting them and listening to them.*
Should you obey your parents if they tell you to do something that goes against the commands of Jesus? *No. We can honor our parents by listening, but we should never shame and disobey Jesus.*

What should parents do? *Don't provoke their children to anger and teach them to obey Jesus.*
Why is it important to teach your children about Jesus? *So one day they will follow him also.*

What should employees do? *Obey your employer and work hard as to the Lord.*
Why should be always work hard? *Because we are really working for Jesus.*
What will happen if we begin to work hard? *Our employer will see the change and want to know more about Jesus.*

What should employers do? *Be just and fair knowing God is watching.*
What does it mean to be just and fair to your employee? *Not withholding wages, paying a fair wage, not cheating them, doing what is right.*

How should be treat insiders? *Pray for them and for the Good News to spread.*
What will happen if we pray for the Good News to spread? *It will!*

How should be treat outsiders? *Be wise and make the most of every opportunity.*
What does it mean to make the most of every opportunity? *It means to always speak to others so that they will be drawn to Jesus.*

How should Christians respond to authority? *Submit to authority.*
What does it mean to submit? *It means keeping the laws. Living an honest life. No criminal activity.*

What should those in authority do? *Preventing evil with justice and fairness.*
What does it mean to be just and fair? *Treat people equally. Don't take bribes. Stopping evil and criminals.*

Spend some time talking about what happens if your spouse or employer or others are not believers. Ask – Should we submit to our spouse even if they are not followers of Jesus? Yes! What does the Bible say? 1 Peter 3:1-2 ^{NIV} 1 Peter 3:1 ¶ Wives, in the same way be submissive to your husbands so that, if any of them do not believe the word, they may be won over without words by the behavior of their wives, ² when they see the purity and reverence of your lives.

Ask – When is the one time that we should not submit to others? Solicit Answers

Answer – When submitting would mean going against the commands of God. Here you can tell the story of Shadrach, Meshach, and Abednego from Daniel 3 if you have time.

PAIR OFF

I'd like you to find a partner and each of you take a turn sharing the 10 rules for relationships with each other. You have 4 minutes for both of you to do this (2 minutes each). As you share to each other, your partner should immediately correct you. We want you to be able to have these memorized so that you can teach others exactly the same way every time. Ok. Go.

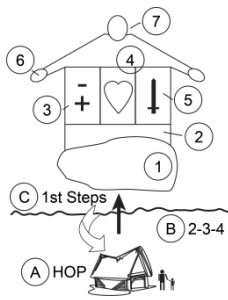
LESSON CLOSURE – We have learned many things about how God wants our relationships to be. Based on what we learned today, think about in which of these areas you need to change your behavior. This week ask God to help you begin to have right relationships. Who can come forward and tell us the 10 rules of right relationships? Remember that we should begin to treat others this way immediately because it is what Jesus commands and desires.

SAY THE COMMAND - Love and Submit to one another.

DELEGATION – As usual, we will all be leaving with an assignment. Before we meet next time, we want you to teach at least 2 other believers how this lesson. We also want you to continue to go and share your story (testimony) and His story.

CLOSING PRAYER – We can't wait to meet with you again. Before we go, will someone pray and thank God for this time, and also pray that we would all be obedient to love each other the way Jesus loves us.

The Growing Field - Discipleship (Short Term) - Fifth Church Meeting
Right Resisting (Hope) - Be Strong in the Lord – Paul’s Pattern Lesson 5



Right Resisting (Hope)

5 Show where this lesson fits into the diagram.

MODEL – Remember we always want to Give/**Model new teaching** while modeling it, **Observe Obedience, Delegate Authority, Encourage and Leave** them to do it.

Prayer – Let’s pray – Have someone open in prayer. *From the beginning, we need to try to have everything as participatory and as relational as possible.*

Praise – Let’s sing some praises to God and tell Him how thankful we are to him for our salvation. *Note: Please try to use indigenous Indian material or have them write their own songs. If nothing else is available, then use the American songs translated into Hindi, but try to choose songs that have been Indianized.*

Accountability (Observe Obedience) – Ask the 4 Accountability Questions

- (1) Who did you share the gospel with since we last met?
- (2) Did you read/listen to the Bible every day?
- (3) How did you obey what you learned last time?
- (4) Prayer requests/Testimonies (*Note: If someone tells the church about a problem, they should immediately pray for that person*)

When teaching church planters, add the following supplemental questions:

1. *To whom did you teach last week’s lesson or story?*
2. *Where did you go and do Luke 10 HOP strategy since the last meeting?*

Reinforcement: *Have someone tell the rules for right relationships and someone else retell last week’s memory verse for the group again. Have them correct any mistakes immediately. Should only take about 3-4 minutes.*

New Teaching - Today, we will begin to learn about the struggles we have as Christians and how we can be ready for those struggles. Remember that what you learn today you will be required to teach others, so please listen carefully, but don’t worry, as we learn together, you will also get a chance to practice what you have learned.

LISTEN (PBS) – I would like you to listen carefully to this passage from the Bible (or group and do PBS):

Ephesians 6:10-18 ¹⁰ Finally, be strong in the Lord and in his mighty power. ¹¹ Put on the full armor of God so that you can take your stand against the devil's schemes. ¹² For our struggle is not against flesh and blood, but against the rulers, against the authorities, against the powers of this dark world and against the spiritual forces of evil in the heavenly realms. ¹³ Therefore put on the full armor of God, so that when the day of evil comes, you may be able to stand your ground, and after you have done everything, to stand. ¹⁴ Stand firm then, with the belt of truth buckled around your waist, with the breastplate of righteousness in place, ¹⁵ and with your feet fitted with the readiness that comes from the gospel of peace. ¹⁶ In addition to all this, take up the shield of faith, with which you can extinguish all the flaming arrows of the evil one. ¹⁷ Take the helmet of salvation and the sword of the Spirit, which is the word of God. ¹⁸ And pray in the Spirit on all occasions with all kinds of prayers and requests. With this in mind, be alert and always keep on praying for all the saints.

Participatory Questions:

Ask the 4 Study Questions about the passage.

1. What does this teach you?
2. What should you not do?
3. How do you get right?
4. How will you obey?

Make sure that the below issues are also addressed during the discussions...

Who is our struggle against? Rulers, Authorities, Powers of this dark world, and spiritual forces of evil in the heavenly realms.

What do we need to do to stand firm when the day of evil comes? Put on the armor of God. (Point out that the day will come "When" not "If".)

SPEAK – Just like last week, we will again memorize some Scripture. Remember that keeping the Word of God in your thoughts all the time will help you live a good life with God.

James 4:7 ⁷ Submit yourselves, then, to God. Resist the devil, and he will flee from you.

Note: Use the buildup method. Have them repeat after you in short pieces until the entire passage has been repeated 5 or 6 times. Then have 3 or 4 people tell you the complete passage. Someone else can and should lead this time. Delegate someone to do it. In theory, you modeled this method last time you met, so someone should be ready to give it a try.

Ask the 4 Study Questions about the passage.

1. What does this teach you?
2. What should you not do?
3. How do you get right?
4. How will you obey?

Make sure that the below issues are also addressed during the discussions...

Is temptation sin? No – Giving into temptation is sin.

Will we be tempted as Christians? Yes

What can we do when we are tempted? Ask Jesus to help us (Might use a personal example here)

ACTION – PUTTING ON THE ARMOR OF GOD – Ephesians 6:14-17

In order to stand firm when the day of evil comes, we must be ready and alert. We do this by wearing the armor of God. Now, we will learn some actions to help us to remember the armor that we should make sure we are wearing every day.

Everyone stand up. I will show you the movement and say the words. You then do the movement and repeat the words.

The Belt of Truth – *Act like you are buckling a belt around your waist*

The Breastplate of Righteousness – *Beat your fists against your chest*

The Shoes of the Gospel – *Bend down and act like you are putting on a shoe.*

The Shield of Faith – *Act like you are holding up a shield to protect yourself.*

The Helmet of Salvation – *Act like you are pulling down a helmet over your head.*

The Sword of the Spirit, the Word of God – *Act like you are thrusting a sword.*

Practice this as a group using repeat after me until you think they have it down – about 5 times.

THINK – *Ask these questions and see what responses you get, then make sure that you give them the answers below as well.*

What is the Belt of Truth? – Who puts on the belt? You do! We should always put on truth – Speak, Think, and Act the Truth. It's not just telling the truth, although that must be done. It's also thinking and believing what is true. Paul says to think about what is true. Many times thoughts come to mind that are not true. (An example might be that a thought comes to mind that you are not important to God. What does the truth of the Bible say? That you are important to God. Someone might think that they have lost their salvation. What does the Bible say? Eph 1:13-15, John 10:28). Therefore, think about what is true. Also, let your actions following your words. Always act in an honest manner.

What is the breastplate of Righteousness? – We should live right lives. We should always do what is right and always be honest. No unconfessed sin. Accept correction from our brothers and sisters. The breastplate takes the arrow of correction from our brothers and sisters and if we process it right, we can pull it out before the sin affects our hearts.

What are the Shoes of the Gospel of Peace? – We should live in a state of readiness by living out the peace produced by the gospel. This is the best preparation for combat against powers out to produce disunity. It's more than just sharing the Gospel with others, it's living out the gospel so that by our words and actions others will accept Christ, but also Satan's schemes of disunity and discord will fail. We don't want to walk without shoes on!

What is the Shield of Faith? – *What is faith? Look in **Romans 4:18-21** for a definition. Although Abraham was old and Sarah’s womb was dead, Abraham believed that God would deliver on his promise. When we receive salvation from Jesus Christ we are trusting Christ for our salvation, but what does that mean? Are we not really trusting in the promise of God; that he will save us through Jesus Christ. There are many other promises of God in the Bible. When we trust and believe completely in these promises including the promise of salvation through Jesus, that is faith. Faith gives us hope because we believe that God can really deliver on his promises. Satan cannot touch us because of what God has promised to us. Faith in trusting in the promises of Jesus Christ. (Example: (Note: idea for the example from Gordon Fort) I often discuss about how I saw the most famous Cricket match ever back in March of 06 on TV. South Africa vs. Australia. Australia batted first and scored a world record 434 runs. Was I worried for South Africa? No. It was a replay. I already knew that South Africa would tie the game with 2 balls left and then with one ball left would score 4 runs to win 438-434. I wasn’t worried at all because I knew the end of the game.) What does revelation say about what happens to Satan in the end?(Lake of Fire – He’s done) We know the end of the game. In faith, we believe what will happen at the end so we have nothing to fear. This faith is our shield against Satan because we know his outcome. I also point out that Jesus said that the gospel will be preached to all nations and then the end will come. Who doesn’t want the end to come? Satan. Is it surprising that he is trying to slow it down? But again, we know the end of the game. Satan-0 Jesus 1,000,000,000.*

(You can also tell a different story about faith if you would like. Here is one from Wade Garrett. Let’s say that I wanted to go to your house and you said “Follow me.” So I began to walk right behind you as you led the way to your house. What if, however, I stopped on the way, while following you, and asked another person for directions to your house. Do I have faith in you? Am I really following you if I am asking another for directions? If we are following Jesus, and we begin to look to other things for direction, we are lowering our shield and Satan can attack. Keep our shield up by following Jesus only.)

Finally, it is important to talk about one other thing about the shield of faith. The shields that Paul was writing about were designed to be used with others. Soldiers would march arm in arm with their shields in front of them. Ask: Is it possible to get shot from the side when the soldiers are like this? No. In the same way, we have a common faith. If your brothers and sisters use their shields of faith together with you, Satan cannot get to you. So live your faith out with other believers.

What is the Helmet of Salvation? – Can you get shot in the arm and still live? What about the head? What does the helmet protect? We should know that our salvation cannot be taken away. It is a gift from God that cannot be removed. If all else falls apart, we will still always have this.

What is the Sword of the Spirit? – The words of God found in the Bible are our weapon against the darkness, but we have to know it. We can go and rescue people by sharing the gospel and teaching them the Bible. The Word of God is living and active. It fights for us, we simply have to use it. (Give example: Let’s say that someone is debating you and they say something that is very clever and smart. They are thinking they have won, but suddenly, the Holy Spirit brings to mind something from the Bible. You speak the words and swoosh! The word of God cuts the person in their heart. The truth hurts!) It is not our own clever words that will fight for us. Rather, the Bible is our weapon.

Now have them add the following words after each action and item:

Do Action #1: Say: The Belt of Truth – I will speak, think, and act the truth.

Do Action #2: Say: The Breastplate of Righteousness – I will do what is right.

Do Action #3: Say: The Shoes of the Gospel - I will live a life of peace.

Do Action #4: Say: The Shield of Faith – I will believe the promises of Jesus.

Do Action #5: Say: The Helmet of Salvation – I cannot lose my salvation.

Do Action #6: Say: The Sword of the Spirit – The Bible is my weapon.

Doesn't this fill you with hope? God has not left us unprepared. We can resist evil in this world. As we go forward and make disciples for Jesus, we can be confident in the hope that we have in Jesus.

PAIR OFF

I'd like you to find a partner and each of you take a turn doing the hand motions and telling the parts to each other.

VOLUNTEER

Now I'd like a volunteer to come forward and do these motions for the group. And group, your job is to make sure that he or she tells it right. Ok?

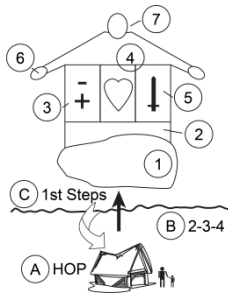
LESSON CLOSURE – We have learned many things about God today. Do you commit this day to wearing the armor of God? Will you be a warrior for God and go and rescue people from darkness by sharing the Gospel?

SAY THE COMMAND - Be Strong in the Lord and Resist Temptation.

DELEGATION – As usual, we will all be leaving with an assignment. Before we meet next time, we want you to teach at least 2 other believers how to put on the armor of God. We also want you to choose 5 more people from your list of people who are not followers of Jesus and go and share your story (testimony) and how to get right with God through Jesus Christ with them.

CLOSING PRAYER – We can't wait to meet with you again. Before we go, will someone pray and thank God for this time, and also pray that we would all be strong when the day of evil comes and that each of us will be able to stand firm.

The Growing Field - Discipleship (Short Term) - Sixth Church Meeting
The Healthy Church - Give Generously – Paul’s Pattern Lesson 6



Give Generously

6 Show where this lesson fits into the diagram

MODEL – Remember we always want to Give/**Model new teaching** while modeling it, **Observe Obedience, Delegate Authority, Encourage and Leave them to do it.**

Prayer – Let’s pray – Have someone open in prayer. *From the beginning, we need to try to have everything as participatory and as relational as possible.*

Praise – Let’s sing some praises to God and tell Him how thankful we are to him for our salvation. *Note: Please try to use indigenous Indian material or have them write their own songs. If nothing else is available, then use the American songs translated into Hindi, but try to choose songs that have been Indianized.*

Accountability (Observe Obedience) – Ask the 4 Accountability Questions

- (1) Who did you share the gospel with since we last met?
- (2) Did you read/listen to the Bible every day?
- (3) How did you obey what you learned last time?
- (4) Prayer requests/Testimonies (*Note: If someone tells the church about a problem, they should immediately pray for that person*)

When teaching church planters, add the following supplemental questions:

1. *To whom did you teach last week’s lesson or story?*
2. *Where did you go and do Luke 10 HOP strategy since the last meeting?*

Reinforcement: *Have someone show and tell the motions and words for the Armor of God and someone else retell last week’s memory verse for the group again. Have them correct any mistakes immediately. Should only take about 3-4 minutes. Also cover the diagram and show where this lesson fits in.*

New Teaching - Today, we will begin to learn about the church and what things you should be doing as a group of followers of Jesus that have been meeting together regularly. Jesus is the head of the church (Talk about diagram) and He gave freely and generously to us (Talk about diagram). Remember that what you learn today you will be required to teach others, so please listen carefully, but don’t worry, as we learn together, you will also get a chance to practice what you have learned.

LISTEN (PBS) – I would like you to listen carefully to this passage from the Bible (or group and PBS):

Acts 2:42-47 ⁴² They devoted themselves to the apostles' teaching and to the fellowship, to the breaking of bread and to prayer. ⁴³ Everyone was filled with awe, and many wonders and miraculous signs were done by the apostles. ⁴⁴ All the believers were together and had everything in common. ⁴⁵ Selling their possessions and goods, they gave to anyone as he had need. ⁴⁶ Every day they continued to meet together in the temple courts. They broke bread in their homes and ate together with glad and sincere hearts, ⁴⁷ praising God and enjoying the favor of all the people. And the Lord added to their number daily those who were being saved.

Participatory Questions:

Ask the 4 Study Questions about the passage.

1. What does this teach you?
2. What should you not do?
3. How do you get right?
4. How will you obey?

Make sure that the below issues are also addressed during the discussions...

What things do we see the church (*i.e. people who follow Jesus*) doing?

ACTION – 5 FUNCTIONS OF THE CHURCH

As the church, the body of Christ, what should we be doing together?

Because we have been given a new group, God wants us to start a new church. How do we do that?

The Bible tells us that there are 5 things that we should be doing regularly so that we can grow his church and expand his body in the world. These should be the foundation of our new church which has been growing under the headship of Jesus Christ.

I'm going to teach you these 5 things along with some motions so that you can easily remember them. Please stand up and repeat after me.

- You've been given a new church – *Right Hand to the right*
- So help it grow – *Left hand to the left*
- How? – *Raise arms to ask a question*
- By Discipling Each Other – *Use your left hand and act like you are reading from your right hand*
- By Worshiping God together – *Lift your hands over your head*
- By having Fellowship with each other – *Clasp your hand together in front of your chest*
- By sharing the Gospel with the World – *Take seeds from your left hand and act like you are planting them*
- With Jesus as your example of Service – *Touch your right middle finger to your left palm, then touch your left middle finger to your right palm, then raise your arms over your head with them bent at the elbows.*

Practice this as a group using repeat after me until you think they have it down – about 5 times.

THINK – *Ask these questions and see what responses you get, then make sure that you give them the answers below as well.*

How can you disciple each other? – *Reading or listening to God’s Word together, growing in Christ and teaching and admonishing each other.*

How can you worship God together? – *In many ways. You can sing praises. You can make up dramas. You can prayer together as a group. You can share how God is working in your lives. Many of these things you are already doing.*

How do we fellowship with each other? – *By meeting together just like this and by meeting together at any other time in each other’s homes or businesses.*

How do you share the Gospel with the world? – *By Praying, Giving, or Sending. Other villages, Other countries, and many other peoples all need to hear the Good News. Even your new church can help make this happen by praying for the lost people, by spending your money to meet the needs of others, and by sending people from your church to tell the good news and plant new churches.*

How is Jesus our example of service? – *The Bible says that like Jesus, we should look not only to our own interests, but also to the interests of others. As a church, we can correct injustice. We can feed the poor and homeless. We can take care of widows and orphans. We can demonstrate the love of Jesus to others.*

PAIR OFF

I’d like you to find a partner and each of you take a turn doing the hand motions and telling the parts to each other. You have 4 minutes for both of you to do this (2 minutes each). As you share to each other, your partner should immediately correct you. We want you to be able to have these words and motions memorized so that you can do them exactly the same way every time. Ok. Go.

VOLUNTEER

Now I’d like a volunteer to come forward and do these motions for the group. And group, your job is to make sure that he or she tells it right. Ok?

SAY - A healthy church takes care to do these five functions. Therefore, it is a good idea to appoint people in your churches to make sure that these functions will happen regularly.

MEMORIZE – Just like last week, we will again memorize some Scripture. Remember that keeping the Word of God in your thoughts all the time will help you live a good life with God.

Matthew 5:42 ⁴² Give to the one who asks you, and do not turn away from the one who wants to borrow from you.

Note: Use the buildup method. Have them repeat after you in short pieces until the entire passage has been repeated 5 or 6 times. Then have 3 or 4 people tell you the complete passage. Someone else can and should lead this time. Delegate someone to do it. In theory, you modeled this method last time you met, so someone should be ready to give it a try.

Participatory Questions:

Ask the 4 Study Questions about the passage.

1. What does this teach you?
2. What should you not do?
3. How do you get right?
4. How will you obey?

OBEDIENCE THROUGH TITHES AND OFFERINGS

God commands in the Bible that 10% of everything we have (money, livestock, grain) belongs to God. This 10% is called a tithe.

Everything belongs to God and he allows us to use it. He commands, however, that 10% of what he gives us be set aside in his church to be used for His Glory. From now on as you meet, you should begin to bring a tithe to church so that you all can decide how to use it. You may want to feed the poor or take care of widows or buy Bibles or use it to go and share the Gospel. You should ask God what He wants you all to do with it. It is His.

The Bible also talks about something called an offering. This is something that you give to God of your own free will because you love Him. It is above and beyond the 10% that you have been commanded to give. If you desire, you can freely give an offering to God also and let the church decide what they want to do with it.

Because you will be bringing money, livestock, food, and grain as an offering to church, another very important job must be filled in the church. That job is the job of treasurer. You should decide upon and appoint a person who is trustworthy who can keep an accurate accounting of the money and items available so that the church can make a decision about how to use them. The Treasurer should be a very honest person. Even so, they should never count the tithes and offerings alone. A different person should count with them each week so that there will be accountability.

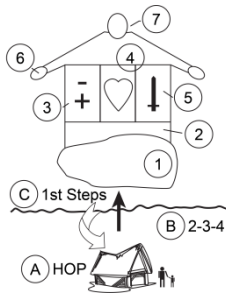
LESSON CLOSURE – We have learned many things about God’s church today. Today do you commit to being a church body under the command of Jesus Christ? Will you practice the 5 functions of the church? Will you begin to bring tithes and offerings to God? Will you appoint a treasurer?

SAY THE COMMAND - Give Generously.

DELEGATION – As usual, we will all be leaving with an assignment. Before we meet next time, teach at least 2 other people this lesson. Also, don't forget to find 5 more people who are not followers of Jesus and go and share your story (testimony) and His story.

CLOSING PRAYER – We can't wait to meet with you again. Before we go, will someone pray and thank God for this time, thank God that we have grown into a church, and ask God to continue to grow us up in Jesus Christ, Our Lord.

The Growing Field - Discipleship (Short Term) - Seventh Church Meeting
The Healthy Church - Take the Lord's Supper – Paul's Pattern Lesson 7



Take the Lord's Supper

7 Show where this lesson fits into the diagram

MODEL – Remember we always want to Give/**Model new teaching** while modeling it, **Observe Obedience, Delegate Authority, Encourage and Leave them to do it.**

Prayer – Let’s pray – Have someone open in prayer. *From the beginning, we need to try to have everything as participatory and as relational as possible.*

Praise – Let’s sing some praises to God and tell Him how thankful we are to him for our salvation. *Note: Please try to use indigenous Indian material or have them write their own songs. If nothing else is available, then use the American songs translated into Hindi, but try to choose songs that have been Indianized.*

Accountability (Observe Obedience) – Ask the 4 Accountability Questions

- (1) Who did you share the gospel with since we last met?
- (2) Did you read/listen to the Bible every day?
- (3) How did you obey what you learned last time?
- (4) Prayer requests/Testimonies (*Note: If someone tells the church about a problem, they should immediately pray for that person*)

When teaching church planters, add the following supplemental questions:

- 1. *To whom did you teach last week's lesson or story?*
- 2. *Where did you go and do Luke 10 HOP strategy since the last meeting?*

Reinforcement: *Have someone show and tell the motions and words for the 5 functions of a healthy church and someone else retell last week’s memory verse for the group again. Have them correct any mistakes immediately. Should only take about 3-4 minutes. Also cover the diagram and show where this lesson fits in.*

New Teaching - Today, we will continue to learn about the church and what things you should be doing as a group of followers of Jesus that have been meeting together regularly. Remember that Jesus is the head of the church (Talk about diagram) and He gave freely and generously to us (Talk about diagram). Remember that what you learn today you will be required to teach others, so please listen carefully, but don’t worry, as we learn together, you will also get a chance to practice what you have learned.

LISTEN (PBS) – I would like you to listen carefully to this passage from the Bible (or group and PBS):

1 Corinthians 11:23-34 ²³ For I received from the Lord what I also passed on to you: The Lord Jesus, on the night he was betrayed, took bread, ²⁴ and when he had given thanks, he broke it and said, "This is my body, which is for you; do this in remembrance of me." ²⁵ In the same way, after supper he took the cup, saying, "This cup is the new covenant in my blood; do this, whenever you drink it, in remembrance of me." ²⁶ For whenever you eat this bread and drink this cup, you proclaim the Lord's death until he comes. ²⁷ Therefore, whoever eats the bread or drinks the cup of the Lord in an unworthy manner will be guilty of sinning against the body and blood of the Lord. ²⁸ A man ought to examine himself before he eats of the bread and drinks of the cup. ²⁹ For anyone who eats and drinks without recognizing the body of the Lord eats and drinks judgment on himself. ³⁰ That is why many among you are weak and sick, and a number of you have fallen asleep. ³¹ But if we judged ourselves, we would not come under judgment. ³² When we are judged by the Lord, we are being disciplined so that we will not be condemned with the world. ³³ So then, my brothers, when you come together to eat, wait for each other. ³⁴ If anyone is hungry, he should eat at home, so that when you meet together it may not result in judgment. And when I come I will give further directions.

Participatory Questions:

Ask the 4 Study Questions about the passage.

1. What does this teach you?
2. What should you not do?
3. How do you get right?
4. How will you obey?

MEMORIZE – Just like last week, we will again memorize some Scripture. Remember that keeping the Word of God in your thoughts all the time will help you live a good life with God.

John 6:35 ³⁵ Then Jesus declared, "I am the bread of life. He who comes to me will never go hungry, and he who believes in me will never be thirsty."

Ask the 4 Study Questions about the passage.

1. What does this teach you?
2. What should you not do?
3. How do you get right?
4. How will you obey?

OBEDIENCE THROUGH THE LORD'S SUPPER

ASSIGNMENT #3: PRACTICE

The Lord's Supper is an important activity for Christians. Jesus gave two special activities to the church to help us remember his death and resurrection: baptism and the Lord's Supper. Baptism is a onetime event when we become a Christian. The Lord's Supper is done over and over so that we never forget the price Jesus paid for us. It is up to your church to decide how often to do the Lord's supper, but in my opinion it would be very healthy for your church to have the Lord's Supper at least once a month, but some churches do it every week.

Like baptism, the Lord's Supper is a picture. The bread and the juice are not really the body and blood of Jesus, but they provide a picture to remind us of the body and blood of Jesus. Jesus' sacrifice of his body and blood on the cross demonstrated his love for us.

The Lord's Supper should do three things when you eat it (past, present, future):

1. *Remember the past*: We should remember Jesus' death and resurrection. The Lord's Supper reminds us often.
2. *Share a testimony in the present*: By the eating the supper, you are making a testimony now that you are following Jesus to all you eat with.
3. *Hope in the future*: Jesus promised that He would return for us. No matter what happens to you in this life, He will keep you safe and take you to be with him in heaven.

The Lord's Supper is a holy time. You want to make sure that you confess your sin to God and ask Him to forgive you before eating the supper. In addition, if there are people around you that you need to forgive or ask forgiveness from, you should do that first. The Lord's Supper helps keep us all focused on Jesus.

LESSON CLOSURE – We have learned many things about God's church today. Today do you commit to being a church body under the command of Jesus Christ? Will you practice the 5 functions of the church? Will you begin to bring tithes and offerings to God? Will you appoint a treasurer?

SAY THE COMMAND - Examine yourself, Take the Lord's Supper, and Remember the Lord.

DELEGATION – As usual, we will all be leaving with an assignment. Before we meet next time, teach at least 2 other people this lesson. Also, don't forget to find 5 more people who are not followers of Jesus and go and share your story (testimony) and His story.

CLOSING PRAYER – We can't wait to meet with you again. Before we go, will someone pray and thank God for this time, thank God that we have grown into a church, and ask God to continue to grow us up in Jesus Christ, Our Lord.

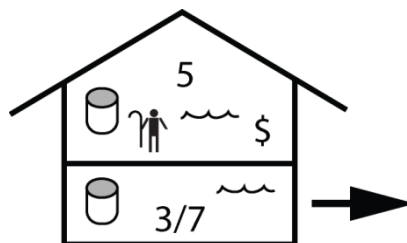
The Harvest Field - *Healthy Church Formation*

What is a Healthy Church?

A healthy church...

1. Has only one purpose.
 - a. To make the true God and His Glory known - **(Hab 2:14)**
2. Has 2 sources of authority.
 - a. The Lord Jesus Christ (God) - **(Col 1:18-19)**
 - b. God's Word (Bible) - **(2 Tim 3:16-17)**
3. Has 3 types of Leaders.
 - a. Elders/Pastors/Shepherds - **(1 Tim 3:1-7)**
 - b. Servant Leaders/Deacons - **(Acts 6, 1 Tim 3:8-13)**
 - c. Treasurers - Trustworthy Servant Leaders who handle the giving.
4. Has 4 signs of health. A healthy church will...
 - a. Be able to support itself financially.
 - b. Have its own leaders and the authority to govern itself.
 - c. Go and multiply by making other healthy churches.
 - d. Correct itself and one another using God's Word.
5. Does 5 functions assigned by God to make Him and His Glory known.
 - a. Worship - Love God **(Matt 22:36-38)**
 - b. Service - Love and Submit to others **(Matt 22:39, Acts 2:42-47)**
 - c. Fellowship - Love one another **(Matt 22:39, Acts 2:42-47)**
 - d. Evangelism - Go and Tell the Good News **(Matt 28:18-19)**
 - e. Discipleship - Teaching to Obey **(Matt 28:19-20)**

Whenever you begin to plant healthy churches you will need some way to know when they are healthy. Since the goal is to stay in the house until that church is healthy, you should draw the following diagram and fill it in as the church grows more and more healthy. After the diagram is complete, the church should be healthy and multiplying.

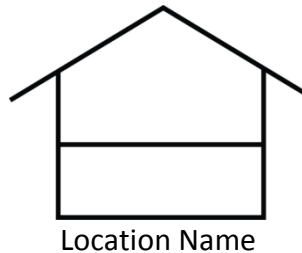


Healthy Church Tracking

(At this point, pass out the Healthy Church Tracking Sheets - Attached in Appendix B)

Here are the steps to track your churches and make sure they are healthy:

1. After you started a church in a new place, you will begin to track that church's health. Draw the following diagram on a blank sheet or use a healthy church tracking sheet if you have one. Write the name of village or place under the house.



2. After you have taught the first believers the First Step Lessons you can draw this symbol (3/) in the ground floor of the house.
3. After you have given the first person baptism, draw this symbol (⌋) in the ground floor of the house.
4. After you have begun to give the baptized believers the Lord's Supper, draw this symbol (⊖) in the ground floor of the house.
5. After you have taught the 7 Lessons of Paul's Pattern to the new church, draw this symbol (7) on the ground floor of the house.
6. After leaders have been appointed in the church, draw this symbol (⌈) in the top floor of the house.
7. After the church members and/or leaders are giving baptism to others, draw this symbol (⌋) in the top floor of the house.
8. After the church members and/or leaders are giving the Lord's Supper to other baptized believers, draw this symbol (⊖) in the top floor of the house.
9. After the church has appointed a treasurer and they are collecting tithes and offerings every week, draw this symbol (\$) in the top floor.
10. After the church is doing all of the 5 functions assigned by God for healthy churches to do, draw this symbol (5) in the top floor.

After the church is going and making other healthy churches in different places, draw this symbol (➡) outside of the church.

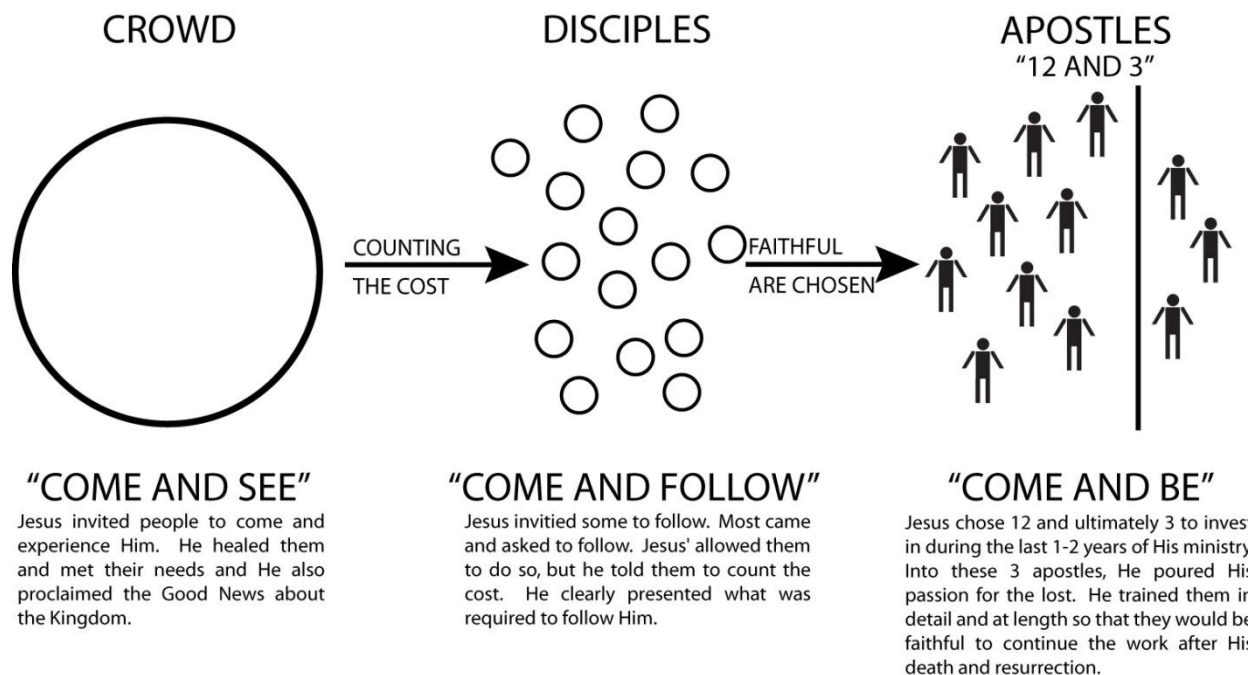
IN-DEPTH MENTORING - "COME AND BE WITH ME" GROUPS

RAD LEADERSHIP MULTIPLICATION AND DEVELOPMENT GUIDE

Jesus' Leadership Development Method

There has been a trend lately to focus on saturation training (i.e. training CPM material as many times and to as many people as possible). While this is not a bad practice when used for a season, if short trainings are the only vehicle for CPM progress, spiritual depth will be shallow and CPM movement will ultimately be slow. If we look at the example of Jesus Christ, He did, in fact, train large crowds of people, and would even sometimes provide free lunch (Mark 6:33-44). However, Jesus was never content to simply teach large numbers of people. He knew that large group, short training sessions led to fickle and shallow followers, who were only interested in what they could get (John 6:26). Instead Jesus used those teaching times to filter for faithful people, who would follow Him faithfully. Consider the following diagram:

JESUS' METHOD FOR LEADERSHIP MULTIPLICATION AND DEVELOPMENT



Jesus used his large group teachings to filter and find disciples who would be obedient to follow Him, and then from that group of obedient followers, Jesus chose a small number to come and be with him for a short season (approximately 1 year). It was this small group of obedient, trained followers of Christ who would ultimately be used by God to change the entire world.

In a similar way, RADs leadership development strategy is a systematic process moving from training many people in many places to ultimately finding and spending 6-12 months with a group of 10-14 faithful people who will change the world for God.

Remember, while it might initially seem like a slow process to spend so much time with so few, it results at the end of that time with yourself multiplied into 10-12 others. If each of these faithful people filter and train 10-12 more during the following year and so on, within 3 generations, there

could be over 1000 faithful church planters working and continuing to multiply. During that same time, you might have been able to train 10,000 people in CPM practices, but we know from experience that while 10% (1000 people) may be faithful to do some of what you've taught, it is impossible for them to fully understand or remember the Best Practices of CPM sufficiently to be able to train others and multiply themselves, nor will they catch your passion and zeal for the lost. In other words, you can stay busy training group after group for 3 years with the result of 1000 obedient, but spiritually shallow, CPM workers, or you can spend 3 years like Jesus and end up with 12 passionate, equipped church planters who will train and equip others to train and equip others (2 Tim 2:2).

The initial, seemingly slower, time investment will reap much larger CPM rewards than a busy 3 year schedule of trainings in various places. Again, we must point out that a busy training schedule is not a bad thing, and is, in fact, required during the initial stages of Jesus' process. Jesus, himself, taught the crowds for more than a year of His ministry, but we must remember that Jesus had a goal of filtering and finding 12 faithful men from the beginning. His teaching was geared toward this goal because He knew that He only had three years to make a world-changing impact. As you are reading through this material and beginning to take steps toward reproducing healthy churches, ask yourselves the following question: "If I had only 3 years to work in this place, what would I do to leave a lasting impact?" It is this author's opinion that anyone who seriously wrestles with this question will ultimately follow the method practiced by Jesus in Scripture. There is no other way to leave a lasting impact other than to multiply yourself into those around you, and the only way that happens is to spend relational time (at least 8 months) equipping and then leaving a small group of faithful men (10-12) to continue to the work and multiply themselves further. RAD is designed to move you in a directive way through the entire process from teaching the material many times to many people (come and see), to finding and filtering those who will "come and follow" Jesus, to ultimately filtering and equipping a group of 10-12 faithful people who will "come and be" with you.

THE "COME AND SEE" PHASE

Using grassroots methods search for believers in your PG or area, and cast vision for CPM and Paul's Pattern (Universal Disciple). The initial goal is to introduce both yourself and biblical methods of Church planting in order to begin the paradigm shift, if necessary, from more traditional models to Best Practices in CPM. Your primary goal is to setup "come and follow" training cycles among various networks. Some potential ideas during the "come and see" phase are:

- Hosting a Believer's Conference
- Hosting a Leader's Conference
- Grassroots campaigning/inviting to "come and follow" Christ
- Casting Vision for CPM when given a forum

THE "COME AND FOLLOW" PHASE

After you have made some initial connections in a place, your goal is to setup trainings to filter for obedient followers of Christ who are willing to begin to expand the Kingdom of God. During this phase, you are finding those who will "come and follow" Christ and are filtering for "come and be with me" personnel, who will ultimately take over and multiply the work throughout their region.

Since you are looking for faithful followers of Christ, this best happens over a series of 3 to 4 short 2 day trainings spaced approximately 2 weeks apart. A recommended training schedule that has been developed based on field experience is found earlier in this document.

THE "COME AND BE WITH ME" PHASE

This Section will provide tools for training those faithful men and/or women who God brings you as a result of your trainings during the "Come and Follow" phase. You can be assured that God will show you those faithful few who you will bring together to begin to pour your passion for the lost into so that they can become the evangelical force that changes the world.

We would encourage you to spend much time in prayer, asking God for the wisdom and understanding required to teach and equip a small group of people for the task of being apostles, who will change the world for Christ.

Some goals that should always be present in your mind include:

1. We must train them to such an extent that we are not needed here anymore.
2. We must train them with the expectation that they will do greater things than us.
3. We must continue to develop and prayerfully determine what should be given to them in order to most effectively train them.
4. We must build intimate relationships with each of them and work to help them to develop intimate relationships with each other and with their own set of apostles.

The Filtering Process

Before you can filter, you must start by having some well-defined filtering criteria. You will have to ultimately decide the criteria for yourself, but here are a few possible criteria that have been used by others in the past:

1. Faithful in doing Luke 10 and sharing the gospel (i.e. doing the assignments from the RAD "Come and Follow" trainings.)
2. Demonstrates good character.
3. Doesn't love money (Doesn't consider CP work a job, but rather a calling). Such a person would share the gospel and be obedient even if he or she was never paid.
4. Sweep broad and don't put all your eggs in one basket. We set a criterion to search for at least 2 men from each of the 4 major mother tongue languages in our region. This helped them be spread out from across the state and provided potential leaders in the 4 major languages. Also, if one turns out to be a devil or drops out, you always have another one being trained.
5. Only workers either from our targeted People Group or who work heavily with (i.e. they are culturally compatible with) our targeted People Group.
6. Only Local Workers, No other Missionaries: If the goal is to equip men who can equip others by modeling for them in the field, you may not want to spend time equipping those who cannot, due to cultural reasons, do field ministry. In one case, one of the criteria was only locally born and raised, mother-tongue speaking believers. This may not always be an option, but if it is, you might consider it. (For the biblical basis for this criteria, study the example of Paul and who he invested in and where).

Once you have filtered and found who has been faithful to "come and follow" Jesus, pray about and invite a group to "come and be" with you. The time with this group is very relational and in the end is the only way to really "multiply" yourself into others. We recommend the following steps be used with your "come and be with me" group:

1. Identify 10-14 people to come and be with you. We have found that this is one of the only ways to see who from your filtered group rises to the top of the group. Jesus invested in 12, but in the end, primarily in 3, who he more fully invested. A larger group size allows self-correction on their part, as well as, helps to alleviate the potential of only having invested in a "Judas".
2. Meet initially with this group and layout the plan and goals for this group. We normally actually "cut covenant" with them (**Page 139**). We have attached a sample covenant for your use at the end of the document.

3. Meet with each filtered person individually and get to know them. We recommend keeping a journal for each person where you can initially answer questions like the ones we've included below and where you can write notes and follow-up comments as you go and spend time with them in the field.

4. Meet with the entire group once a month in a central location. This step is very important as the apostles sharpened one another as Jesus also sharpened them. A sample agenda for those meetings is below in this document. Note that although some of the things taught in these meetings are repeats of things they would have learned during the "come and follow" meetings, we have found that those meetings were too short and had too much information to be well retained. It is always a good idea to repeat and review. Paul and Peter had no problem repeating themselves until the point stuck. Many times we move on too quickly and don't give the Holy Spirit a chance to influence the person and change their paradigm. These meetings are designed to move them from simply obedient follower of Christ to owner of Christ's Kingdom vision. Without relational time spent with them, they are simply a fickle crowd coming for a free lunch, who won't take responsibility and ownership in Jesus' Kingdom plans and goals. We have included many of the activities and lessons in this document for your use as well.

Sample Questions to Ask the "Come and Be with Me" Group Members

It's not just enough to train those we work with, we must really get to know them. Therefore, we suggest, after they have joined the "Come and Be with Me" group and during your first visit to their home, that you ask them some questions similar to the ones given on the next few pages. For many of our church planters, this desire to get to know them made all the difference. We recommend recording the answers to these questions in a journal or log that is kept for each "come and be with me" individual.

PERSONAL QUESTIONS

1. Are you married?
2. Do you have kids?
3. What are your family's names and ages?
4. How much time do you spend with your family a week?
5. Are there other people who live with you in your house?
6. Are your family members and people living in your house believers?
7. Do you own this house or rent?
8. How old are you?
9. I know you are now in Christ, but what caste were you?

10. What are your skills?
11. Do you currently have a job?
12. What is it?
13. What are your hours?
14. What days do you work?
15. Are you making enough to support your family?

16. When and how did you come to Christ?
17. When were you baptized?
18. Who discipled you in the past?
19. What training have you had previously?
20. Are you spending time with the Lord every day?
21. What do you do during that time?
22. How much of the Bible have you read?

MINISTRY QUESTIONS

ENTRY/GOSPEL

1. Which and how many villages have you been to share the Gospel?
2. How many believers are in those villages as a result of your sharing?
3. How many total houses have you shared in?
4. How frequently do you return to the houses you've previously visited?

DISCIPLESHIP/CHURCH FORMATION

5. How many churches are you overseeing?
6. Draw your church diagram for me. (*Do a rough Generational Map with circles*)

For each church ask...

- a. How long have they been meeting?
- b. Where do they meet? (House?)
- c. Are the churches doing the Lord's Supper?
- d. Do they share the gospel with others?
- e. Are the churches baptizing their own believers?
- f. Is there church leadership in place?
- g. Are they giving/tithing?
- h. How many people attend?
- i. Are the believer's maturing?
- j. Are there any potential leaders?
- k. Do you do all the teaching or are there others teaching?
- l. What is taught in the church? (What kinds of lessons?)
- m. How often do they meet?
- n. What is your level of intimacy with the church leaders/CPs/potential leaders?

MULTIPLICATION

7. How many church planters work with you?
Draw your leadership diagram (May be the same as their church diagram).

For each Church Planter/Leader ask...

- a. How often do you meet with them?
- b. What have you taught them?
(A goal for them if they don't already have them is to find 12 faithful men and/or women who they can train like we are training them.)

OVERALL STRATEGY

8. What is your current goal/endvision for ministry?
9. At the end of your life, what would like to have accomplished?
10. What strategy are you using to reach those goals?
11. Has it been working for you?
12. What training do you think/perceive that you need?
13. Why do you think that training would help you?

Regular Field Visit Agendas

Plan on going at least once per month, if not more, to visit your "come and be with me" group in the field. Take a journal to each meeting (We recommend having a separate journal for each person you are coaching). Record the answers to questions you ask and use the journal to track progress over the course of the mentoring/coaching time. If more than one person is working with this CP, you can share the journal between visits for continuity of coaching.

1st Meeting

1. Spend time praying with them.
2. Spend time getting to know them. Do much listening.
(Might consider bringing voice recorder to record conversation)
3. Go through Personal, Ministry, and Strategy Questions (above).
4. If possible, go and watch Entry and Gospel sharing in Village or some other sample of their ministry.
5. Get some idea of skill set and any ideas they might have to be self-supporting. If they already are self-supporting, what are they doing? Try to begin move toward self-supporting status (at least do some thinking and brainstorming with them).
6. Pray about Luke 10 locations for them to go and set dates for visits. Add visits to Action Item list.
7. Make Action Item List for them to do prior to your next visit. *(We'll go over some sample action items later in this document)*
8. Ask them if they need anything from you. Make Action Item list for yourself.

2nd Meeting

1. Spend time praying with them.
2. Go over previous Action Item List. What was done? How as it done? Was anything not done? Why?
3. If you didn't get to go and observe Entry and Gospel strategies, make sure that it happens this time.
4. Debrief field time together later. What was done well? What could be improved?
5. By this field meeting or the next, you will have will have gone over Masterplan creation in the group meeting. Review their Masterplan together. Set dates for key action items.
6. Make Action Item List for them to do prior to your next visit.
7. Ask them if they need anything from you. Make Action Item list for yourself.

3rd Meeting & Beyond

1. Spend time praying with them.
2. Go over previous Action Item List. What was done? How as it done? Was anything not done? Why?
3. Go and observe Entry, Gospel, Discipleship, Church Formation, and Leadership Multiplication and Development strategies as they happen. If necessary, model for them, next time they should do it. Observe until it is second nature for them to do it that way. Then move on to observing other elements until entire Masterplan is being implemented well.
4. Debrief field time together later. What was done well? What could be improved?
5. Continue to review Masterplan every meeting. If plan needs updating, have them do so. Remember to have them set dates for their Masterplan action items.
6. Make Action Item List for them to do prior to your next visit.
7. Ask them if they need anything from you. Make Action Item list for yourself.

"Come and Be with Me" Group Meeting Guide

Plan on meeting together as a group at least once per month. Group meetings are designed to be a 2 or 3 day (3 day depends on travel to/from and how far the group is from the central location - Note that it is really 2 days of training with travel at beginning and end) intensive time for the CP away from the field and distractions, where he can focus on God and learning. This guide has two samples: The first is a 6 month sample done in two full days and the second is a sample of 8 group meetings done in 2 half days and 1 full day. Feel free to modify the schedule as required.

Note: The Lessons listed for these group meetings are found either above (in the Broad Training Section) or below in this document. You may think it odd that the Broad Training Lessons are repeated here as well, but it has to be that way. We have found that almost all of our "filtered" groups did not remember the content based on only one time of hearing it - The repetition was crucial and needed. Also, many times there were questions in the broad training that were not asked. Covering the material again provides a good forum for questions, not to mention practice.

6 MEETING SAMPLE - 2 Full Days

1st Meeting (PURPOSE, GOAL, ENTRY, AND GOSPEL) – 2 Days

1. Pray and Sing Together as a Group
2. Introduce concept of Masterplan and how it relates to CP.
 - a. Use Proverbs 16:3, 16:9, 19:21, 20:18, 11:14, and 27:17
3. Do "God's Purpose" Lesson – Focus on God's Glory and Things that glorify God. **(Page 10)**
4. Do Goal and Endvision Lesson **(Page 14)**
5. Do "Healthy Church: the Key to CPM" Lesson **(Page 117)**
6. Do "Brutal Facts and How to Overcome them" Lesson **(Page 17)**
7. Do "The 4 Fields" – Jesus' Masterplan **(Page 25) (END OF 1st DAY)**
8. Pray and Sing Together
9. Do HOP Strategy Lesson from Luke 10 – ENTRY STRATEGY **(Page 28)**
10. Do **2-3-4 – GOSPEL STRATEGY (Page 37)**
11. Give out Hindi and English **RAD** booklets – Show how HOP and 2-3-4 are included.
12. Give HOP and 2-3-4 Assignment.
13. Remind that Quiz #1 over this material will be held at the start of 2nd Meeting.
14. Pray and Close **(END OF 2nd DAY)**

2nd Meeting (HEALTHY CHURCH AND MAPPING) – 2 Days

1. Pray and Sing Together as a Group.
2. Give Quiz #1. **(Page 108)**
3. Review 4 Fields, HOP Strategy, and 2-3-4. Play "Scenes from a Jhola" (Indian bag) **(Page 107)**
4. Testimony/Accountability Time – Report on HOP and 2-3-4 work completed.
5. Begin "What is Healthy Church?" Lesson **(Page 84) (END OF 1st DAY)**
6. Pray and Sing Together
7. Do "Theology Exercise #1" – SCRIPTURES **(Page 101)**
8. Finish "What is Healthy Church?" Lesson **(Page 84)**
9. Give "Healthy Church Tracking" Tools and "Generational Church Mapping" Lesson **(Page 121)**
10. Remind that Quiz #2 over this material will be held at the start of 3rd meeting.
11. Pray and Close **(END OF 2nd DAY)**

3rd Meeting (DISCIPLESHIP AND CHURCH FORMATION) – 2 Days

1. Pray and Sing Together as a Group.
2. Give Quiz #2. **(Page 108)**
3. Play "*Scenes from a Jhola*" (*Indian bag*) **(Page 107)**
4. Testimony/Accountability Time – Present Healthy Church Tools and report
5. Go in detail through "Starting Church" section of the booklet.
6. Do "Paul's Pattern" Overview and Practice "Be Assured" Lesson **(Page 43) (END of 1st DAY)**
7. Pray and Sing Together
8. Do "Baptism" Lesson. Do Mock Baptism Practice. **(Page 45)**
9. Do "Theology Exercise #2" – GOD **(Page 102)**
10. Practice "Paul's Pattern Lesson 1" in Small Groups. **(Page 52)**
11. Remind that Quiz #3 over this material will be held at the start of the 4th meeting.
12. Pray and Close **(END OF 2nd DAY)**

4th Meeting (CHARACTER OF A CP, LORD'S SUPPER, & DISCIPLESHIP CONT.) – 2 Days

1. Pray and Sing Together as a Group.
2. Give Quiz #3. **(Page 108)**
3. Practice "Paul's Pattern Lesson 2" in Small Groups. **(Page 56)**
4. Play "*Scenes from a Jhola*" (*Indian bag*) - **(Page 107)**
5. Testimony/Accountability Time – Present Healthy Church Tools and report.
6. Discuss "Next Step Discipleship" in the booklet. Show process.
7. Do "Impossibility of Serving Two Lords" Lesson **(Page 129) (END of 1st DAY)**
8. Pray and Sing Together
9. Practice "Paul's Pattern Lesson 3" in Small Groups. **(Page 61)**
10. Do "Theology Exercise #3" - MAN **(Page 103)**
11. Do "Lord's Supper" Practice and Lesson **(Page 125)**
12. Review 4 Fields, Entry, Gospel, Discipleship, and Church Formation.
13. Remind that Quiz #4 over this material will be held at the start of the 5th meeting.
14. Pray and Close **(END OF 2nd DAY)**

5th Meeting (GIVING, & SHEEP, SWINE, DOGS, AND WOLVES) – 2 Days

1. Pray and Sing Together as a Group.
2. Give Quiz #4 **(Page 108)**
3. Practice "Paul's Pattern Lesson 4" in Small Groups. **(Page 66)**
4. Play "*Scenes from a Jhola*" (*Indian bag*) - **(Page 107)**
5. Testimony/Accountability Time – Present Healthy Church Tools and report.
6. Do "Giving" Lesson **(Page 113) (END of 1st DAY)**
7. Pray and Sing Together
8. Practice "Paul's Pattern Lesson 5" in Small Groups.- **(Page 71)**
9. Do "Theology Exercise #4" - SALVATION **(Page 104)**
10. Do "Sheep, Dogs, and Wolves" Lesson **(Page 112)**
11. Remind that the Final Exam will be held at the start of the 6th meeting.
12. Pray and Close **(END OF 2nd DAY)**

6th Meeting (LEADERSHIP DEVELOPMENT & COUNTING THE COST) – 3 Days

1. Pray and Sing Together as a Group.
2. Give Final Exam. **(Page 108)**
3. Practice "Paul's Pattern Lesson 6" in Small Groups. - **(Page 76)**
4. Testimony/Accountability Time – Present Healthy Church Tools and report.
5. Discuss "Leadership Development and Multiplication" - Discuss the need to do this process with their own 12 (2 Tim 2:2). Examine the qualities of a leader and how to filter, train, and equip leaders.
6. Do "Theology Exercise #5" –CHURCH **(Page 105) (END of 1st DAY)**
7. Pray and Sing Together
8. Practice "Paul's Pattern Lesson 7" in Small Groups. **(Page 81)**
9. Play "Scenes from a Jhola" (Indian bag) **(Page 107)**
10. Do "Theology Exercise #6" – LAST THINGS **(Page 106)**
11. Do "Counting the Cost" Lesson **(Page 127)**
12. Commend these Church Planters to the Lord. (Acts 20:17-38; 1 Pet 5:1-4)
13. Pray and Close **(END OF 2nd DAY)**

NEXT STEPS

At this point, at least some of the "Come and Be with me" group should be able to train and equip others in the topics covered over the last 6 months. If they have been successful in healthy church planting, there will be many elders and others who also need training. The "Come and Be with me" group should identify and begin training some of these other leaders.

8 MEETING SAMPLE - 2 Half Days and 1 Full Day

1st Meeting (PURPOSE, GOAL, ENTRY, AND GOSPEL) – 3 Days (½ Day, Full Day, ½ Day)

1. Pray and Sing Together as a Group
2. Introduce concept of Masterplan and how it relates to CP.
 - b. Use Proverbs 16:3, 16:9, 19:21, 20:18, 11:14, and 27:17
3. Do “God’s Purpose” Lesson – Focus on God’s Glory and Things that glorify God. **(Page 10)**
4. Do Goal and Endvision Lesson **(Page 14)**
5. Do “Healthy Church: the Key to CPM” Lesson **(Page 117) (END DAY 1)**
6. Pray and Sing Together
7. Do “Brutal Facts and How to Overcome them” Lesson **(Page 17)**
8. Do “The 4 Fields” – Jesus’ Masterplan **(Page 25)**
9. Do HOP Strategy Lesson from Luke 10 – ENTRY STRATEGY **(Page 28) (END DAY 2)**
10. Pray and Sing Together
11. Do **2-3-4 – GOSPEL STRATEGY (Page 37)**
12. Give out Hindi and English RAD booklets - Show how HOP and 2-3-4 are included.
13. Give HOP and 2-3-4 Assignment.
14. Remind that Quiz #1 over this material will be held at the start of 2nd Meeting.
15. Pray and Close **(END OF 3rd DAY)**

2nd Meeting (HEALTHY CHURCH AND MAPPING) – 3 Days

1. Pray and Sing Together as a Group.
2. Give Quiz #1. **(Page 108)**
3. Review 4 Fields, HOP Strategy, and 2-3-4. Play "*Scenes from a Jhola*" (*Indian bag*) **(Page 107)**
4. Testimony/Accountability Time – Report on HOP and 2-3-4 work completed. **(END OF 1st DAY)**
5. Pray and Sing Together
6. Do “What is Healthy Church?” Lesson and Give Tracking Tools **(Page 84)**
7. Do Generational Mapping Lesson **(Page 121) (END OF 2nd DAY)**
8. Pray and Sing Together
9. Do “Theology Exercise #1” – SCRIPTURES **(Page 101)**
10. Review “Healthy Church” Lesson **(Page 84)**
11. Remind that Quiz #2 over this material will be held at the start of 3rd meeting.
12. Pray and Close **(END OF 3rd DAY)**

3rd Meeting (DISCIPLESHIP, BAPTISM, AND CHURCH FORMATION) – 3 Days

1. Pray and Sing Together as a Group.
2. Give Quiz #2. **(Page 108)**
3. Play "*Scenes from a Jhola*" (*Indian bag*) **(Page 107)**
4. Testimony/Accountability Time – Present Healthy Church Tools and report **(END of 1st DAY)**
5. Pray and Sing Together
6. Go in detail through “Starting Church” section of the booklet.
7. Do "Be Assured" Lesson. **(Page 43) (END OF 2nd DAY)**
8. Do “Baptism” Lesson. Do Mock Baptism Practice. **(Page 45)**
9. Do “Theology Exercise #2” – GOD **(Page 102)**
10. Practice "Paul's Pattern Lesson 1" in Small Groups **(Page 52)**
11. Remind that Quiz #3 over this material will be held at the start of the 4th meeting.
12. Pray and Close **(END of 3rd DAY)**

4th Meeting (CHARACTER OF A CP, LORD'S SUPPER, & DISCIPLESHIP CONT.) – 3 Days

1. Pray and Sing Together as a Group.
2. Give Quiz #3. **(Page 108)**
3. Play "*Scenes from a Jhola*" (*Indian bag*) **(Page 107)**
4. Testimony/Accountability Time – Present Healthy Church Tools and report.
5. Do "Impossibility of Serving Two Lords" Lesson **(Page 129) (END of 1st DAY)**
6. Practice "Paul's Pattern Lesson 2" in Small Groups. **(Page 56)**
7. Discuss "Next Step Discipleship" in the booklet. Show process.
8. Do "Lord's Supper" Practice and Lesson **(Page 125) (END OF 2nd DAY)**
9. Practice "Paul's Pattern Lesson 3" in Small Groups. **(Page 61)**
10. Do "Theology Exercise #3" - MAN **(Page 103)**
11. Review 4 Fields, Entry, Gospel, Discipleship, and Church Formation.
12. Remind that Cumulative Exam #1 over this material will be held at the start of the 5th meeting.
13. Pray and Close **(END of 3rd DAY)**

5th Meeting (GIVING, & SHEEP, SWINE, DOGS, AND WOLVES) – 3 Days

1. Pray and Sing Together as a Group.
2. Give Cumulative Exam #1. **(Page 108)**
3. Play "*Scenes from a Jhola*" (*Indian bag*) **(Page 107)**
4. Testimony/Accountability Time – Present Healthy Church Tools and report. **(END of 1st DAY)**
5. Practice "Paul's Pattern Lesson 4" in Small Groups. **(Page 66)**
6. Do "Giving" Lesson. **(Page 113)**
7. Do "Sheep, Dogs, and Wolves" Lesson **(Page 112) (END OF 2nd DAY)**
8. Practice "Paul's Pattern Lesson 5" in Small Groups. **(Page 71)**
9. Do "Theology Exercise #4" - SALVATION **(Page 104)**
10. Review Lessons given this meeting.
11. Remind that Quiz #4 over this material will be held at the start of the 6th meeting.
12. Pray and Close **(END of 3rd DAY)**

6th Meeting (LEADERSHIP DEVELOPMENT) – 3 Days

1. Pray and Sing Together as a Group.
2. Give Quiz #4. **(Page 108)**
3. Testimony/Accountability Time – Present Healthy Church Tools and report. **(END of 1st DAY)**
4. Practice "Paul's Pattern Lesson 6" in Small Groups. **(Page 76)**
5. Do "Leadership Development and Multiplication" Lesson - Discuss the need to do this process with their own 12 (2 Tim 2:2). Examine the qualities of a leader and how to filter, train, and equip leaders. **(END OF 2nd DAY)**
6. Practice "Paul's Pattern Lesson 7" in Small Groups. **(Page 81)**
7. Do "Theology Exercise #5" –CHURCH **(Page 105)**
8. Review Lessons given this meeting.
9. Remind that Quiz #5 over this material will be held at the start of the 7th meeting.
10. Pray and Close **(END of 3rd DAY)**

7th Meeting (COUNTING THE COST AND PAUL'S JOURNEYS) – 3 Days

1. Pray and Sing Together as a Group.
2. Give Quiz #5. **(Page 108)**
3. Play "*Scenes from a Jhola*" (*Indian bag*) **(Page 107)**
4. Testimony/Accountability Time – Present Healthy Church Tools and report. **(END of 1st DAY)**
5. Practice Church using Next Steps Scripture Set – Week 1 in Small Groups.
6. Do "Counting the Cost" Lesson **(Page 127)**
7. Do "Paul's Journey's" Lesson **(Page 130) (END OF 2nd DAY)**
8. Practice Church using Next Steps Scripture Set – Week 2 in Small Groups.
9. Do "Theology Exercise #6" – LAST THINGS **(Page 106)**
10. Review Lessons given this meeting.
11. Remind that the Final Exam will be held at the start of the 8th meeting.
12. Ask them if there are any topics, they want to cover in the next meeting. Use this as a guide to determine how many more meetings you will have and what you will cover.
13. Pray and Close **(END of 3rd DAY)**

8th Meeting (BIBLE STUDY TEACHING AND PRACTICE) – 3 Days

1. Pray and Sing Together as a Group.
2. Play "*Scenes from a Jhola*" (*Indian bag*) **(Page 107)**
3. Give Final Exam. **(Page 108)**
4. Testimony/Accountability Time – Present Healthy Church Tools and report. **(END of 1st DAY)**
5. Practice Church using Next Steps Scripture Set – Week 3 in Small Groups.
6. Do a Lesson on the "Systematic Study of Scripture". **(END OF 2nd DAY)**
7. Practice Church using Next Steps Scripture Set – Week 4 in Small Groups.
8. Commend these Church Planters to the Lord (Acts 20:17-38, 1 Pet 5:1-4)
9. Pray and Close **(END of 3rd DAY)**

We also suggest a couple of other possible lessons or activities that can be done (and will be added into this material in the future).

1. Bring both husband and wife to one of the 2 day session and focus the entire teaching time on marriage and family issues.
2. Have a Lesson about Persecution near to the time that there is teaching about wolves, dogs, swine, and sheep.

THEOLOGY EXERCISE ENGLISH

This exercise is a very simple way to have a "come and be with me" group begin to develop a solid theological underpinning. This entire exercise can be done in a single multi-day training (although it is very mentally tiring to do so) or can be broken out over number of meetings with 1 or 2 topics covered as a warm-up study each time the group meets (suggested!). We recommend that they work in groups of 3-5 individuals (If you are meeting with 8, this would mean 2 groups, and if you have a larger group like 12-14 master trainers, this means 3 groups of 4-5). As a group, they read the passages and answer the questions. Note you should tell the group upfront that the answers to each question cannot be their opinion. Instead, multiple Scriptures must be referenced as the answer. Then after each group is finished, one facilitator (either you or a national) goes to the front and together all the groups answer each question. Allow the groups to self-correct one another from Scripture. The result is a lively dialog that ultimately leads each Master Trainer to internally own most of the BFM 2000.

The Scriptures (Theology Exercise #1)

Exodus 24:4; Deuteronomy 4:1-2; 17:19; Joshua 8:34; Psalms 19:7-10; 119:11,89,105,140; Isaiah 34:16; 40:8; Jeremiah 15:16; 36:1-32; Matthew 5:17-18; 22:29; Luke 21:33; 24:44-46; John 5:39; 16:13-15; 17:17; Acts 2:16ff.; 17:11; Romans 15:4; 16:25-26; 2 Timothy 3:15-17; Hebrews 1:1-2; 4:12; 1 Peter 1:25; 2 Peter 1:19-21.

What is the Bible?

Who wrote the Bible?

Who inspired the Bible?

Is the Bible true?

Does the Bible contain any error?

GOD - Theology Exercise #2

God: The Father

Genesis 1:1; 2:7; Exodus 3:14; 6:2-3; 15:11ff.; 20:1ff.; Leviticus 22:2; Deuteronomy 6:4; 32:6; 1 Chronicles 29:10; Psalm 19:1-3; Isaiah 43:3,15; 64:8; Jeremiah 10:10; 17:13; Matthew 6:9ff.; 7:11; 23:9; 28:19; Mark 1:9-11; John 4:24; 5:26; 14:6-13; 17:1-8; Acts 1:7; Romans 8:14-15; 1 Corinthians 8:6; Galatians 4:6; Ephesians 4:6; Colossians 1:15; 1 Timothy 1:17; Hebrews 11:6; 12:9; 1 Peter 1:17; 1 John 5:7.

God: The Son

Genesis 18:1ff.; Psalms 2:7ff.; 110:1ff.; Isaiah 7:14; 53; Matthew 1:18-23; 3:17; 8:29; 11:27; 14:33; 16:16,27; 17:5; 27; 28:1-6,19; Mark 1:1; 3:11; Luke 1:35; 4:41; 22:70; 24:46; John 1:1-18,29; 10:30,38; 11:25-27; 12:44-50; 14:7-11; 16:15-16,28; 17:1-5, 21-22; 20:1-20,28; Acts 1:9; 2:22-24; 7:55-56; 9:4-5,20; Romans 1:3-4; 3:23-26; 5:6-21; 8:1-3,34; 10:4; 1 Corinthians 1:30; 2:2; 8:6; 15:1-8,24-28; 2 Corinthians 5:19-21; 8:9; Galatians 4:4-5; Ephesians 1:20; 3:11; 4:7-10; Philippians 2:5-11; Colossians 1:13-22; 2:9; 1 Thessalonians 4:14-18; 1 Timothy 2:5-6; 3:16; Titus 2:13-14; Hebrews 1:1-3; 4:14-15; 7:14-28; 9:12-15,24-28; 12:2; 13:8; 1 Peter 2:21-25; 3:22; 1 John 1:7-9; 3:2; 4:14-15; 5:9; 2 John 7-9; Revelation 1:13-16; 5:9-14; 12:10-11; 13:8; 19:16.

God: The Holy Spirit

Genesis 1:2; Judges 14:6; Job 26:13; Psalms 51:11; 139:7ff.; Isaiah 61:1-3; Joel 2:28-32; Matthew 1:18; 3:16; 4:1; 12:28-32; 28:19; Mark 1:10,12; Luke 1:35; 4:1,18-19; 11:13; 12:12; 24:49; John 4:24; 14:16-17,26; 15:26; 16:7-14; Acts 1:8; 2:1-4,38; 4:31; 5:3; 6:3; 7:55; 8:17,39; 10:44; 13:2; 15:28; 16:6; 19:1-6; Romans 8:9-11,14-16,26-27; 1 Corinthians 2:10-14; 3:16; 12:3-11,13; Galatians 4:6; Ephesians 1:13-14; 4:30; 5:18; 1 Thessalonians 5:19; 1 Timothy 3:16; 4:1; 2 Timothy 1:14; 3:16; Hebrews 9:8,14; 2 Peter 1:21; 1 John 4:13; 5:6-7; Revelation 1:10; 22:17.

How many gods are there?

Who is God?

What has God done?

What does God do?

How has God revealed Himself?

Why do we say that God is 3 in 1?

What does God the Father do?

What does God the Son do?

What does God the Holy Spirit do?

Who is God's Son and What are the names given to God's Son?

Man - Theology Exercise #3

Genesis 1:26-30; 2:5,7,18-22; 3; 9:6; Psalms 1; 8:3-6; 32:1-5; 51:5; Isaiah 6:5; Jeremiah 17:5; Matthew 16:26; Acts 17:26-31; Romans 1:19-32; 3:10-18,23; 5:6,12,19; 6:6; 7:14-25; 8:14-18,29; 1 Corinthians 1:21-31; 15:19,21-22; Ephesians 2:1-22; Colossians 1:21-22; 3:9-11.

Who made man?

How was man made?

Why was man created?

How was woman created?

Who made woman?

Why was woman created?

How did sin come into the world?

Salvation - Theology Exercise #4

Genesis 3:15; Exodus 3:14-17; 6:2-8; Matthew 1:21; 4:17; 16:21-26; 27:22-28:6; Luke 1:68-69; 2:28-32; John 1:11-14,29; 3:3-21,36; 5:24; 10:9,28-29; 15:1-16; 17:17; Acts 2:21; 4:12; 15:11; 16:30-31; 17:30-31; 20:32; Romans 1:16-18; 2:4; 3:23-25; 4:3ff.; 5:8-10; 6:1-23; 8:1-18,29-39; 10:9-10,13; 13:11-14; 1 Corinthians 1:18,30; 6:19-20; 15:10; 2 Corinthians 5:17-20; Galatians 2:20; 3:13; 5:22-25; 6:15; Ephesians 1:7; 2:8-22; 4:11-16; Philippians 2:12-13; Colossians 1:9-22; 3:1ff.; 1 Thessalonians 5:23-24; 2 Timothy 1:12; Titus 2:11-14; Hebrews 2:1-3; 5:8-9; 9:24-28; 11:1-12:8,14; James 2:14-26; 1 Peter 1:2-23; 1 John 1:6-2:11; Revelation 3:20; 21:1-22:5.

Define the following using only the Bible:

Regeneration –

Repentance –

Justification –

Sanctification –

Glorification –

What is Salvation?

Who gives Salvation?

Can man earn or work for Salvation?

Once a person has received salvation can it be taken away?

How does a person know they have salvation?

What happens after a person receives salvation?

What should a person do after they receive salvation?

What happens to a follower of Jesus Christ after they die?

The Church - Theology Exercise #5

Matthew 16:15-19; 18:15-20; Acts 2:41-42,47; 5:11-14; 6:3-6; 13:1-3; 14:23,27; 15:1-30; 16:5; 20:28; Romans 1:7; 1 Corinthians 1:2; 3:16; 5:4-5; 7:17; 9:13-14; 12; Ephesians 1:22-23; 2:19-22; 3:8-11,21; 5:22-32; Philippians 1:1; Colossians 1:18; 1 Timothy 2:9-14; 3:1-15; 4:14; Hebrews 11:39-40; 1 Peter 5:1-4; Revelation 2-3; 21:2-3.

Church Ordinances

Matthew 3:13-17; 26:26-30; 28:19-20; Mark 1:9-11; 14:22-26; Luke 3:21-22; 22:19-20; John 3:23; Acts 2:41-42; 8:35-39; 16:30-33; 20:7; Romans 6:3-5; 1 Corinthians 10:16,21; 11:23-29; Colossians 2:12.

What is the church?

What things does a healthy church do?

What are the ordinances that the Lord wants the church to do?

Last Things - Theology Exercise #6

Isaiah 2:4; 11:9; Matthew 16:27; 18:8-9; 19:28; 24:27,30,36,44; 25:31-46; 26:64; Mark 8:38; 9:43-48; Luke 12:40,48; 16:19-26; 17:22-37; 21:27-28; John 14:1-3; Acts 1:11; 17:31; Romans 14:10; 1 Corinthians 4:5; 15:24-28,35-58; 2 Corinthians 5:10; Philippians 3:20-21; Colossians 1:5; 3:4; 1 Thessalonians 4:14-18; 5:1ff.; 2 Thessalonians 1:7ff.; 2; 1 Timothy 6:14; 2 Timothy 4:1,8; Titus 2:13; Hebrews 9:27-28; James 5:8; 2 Peter 3:7ff.; 1 John 2:28; 3:2; Jude 14; Revelation 1:18; 3:11; 20:1-22:13.

Will this world continue forever as it is now?

What happens after a person dies (both for follower of Jesus and non-follower of Jesus)?

What is the 2nd coming?

What happens at the 2nd coming?

What is the new heaven and the new earth?

SCENES FROM A JHOLA

This is a practice tool based on a game called "Scenes from a Hat". Basically, each of these "scenes" is cut out, folded in half, and put in to a hat or bag. The person draws a scene from the jhola and reads it out loud. They then have 3 minutes to think about (or look up) what they are going to say, and then 5 minutes to present it to the group. After they present the topic, the group then has 5 minutes to provide feedback and/or correction to the individual who presented. This exercise can be started from the 2nd meeting on. Only scenes containing material that has been previously covered should be put in the Jhola to be drawn out. This means that the first meeting, not everyone will get a turn drawing from the bag, but by the 3rd or 4th meeting, enough topics will have been covered that everyone will be able to take a turn.

Explain God's Purpose and God's Goal to the group.

Explain the 4 Fields and the 5 parts of Jesus' Masterplan from Mark 4:23-29

Explain Jesus' Entry plan from Luke 10:1-11

Explain 2-3-4 (the Gospel Plan) and where in the Bible it comes from

Explain Paul's Pattern using 1 Cor 4:17. Then briefly tell how many parts there are to Paul's Pattern and the major themes.

Explain a Healthy Church – Draw the picture and explain each part

Explain Jesus' and Paul's Plan for multiplication using 2 Timothy 2:2

Share Jesus' Story (The 4 in 2-3-4)

Explain what Paul was doing to reach 25 million people with the gospel in 14 years.

Explain Isaiah 28:23-29 and why it is important to church planting.

List and explain the 4 selfs of a healthy church.

List and explain the 5 functions of the church.

Explain what baptism is using Scripture.

Explain what a person must do to receive salvation.

RAD QUIZZES AND EXAM

With Literate and even non-literate workers, especially in Asia, nothing stirs someone to study material and come prepared like a quiz or an exam. Indian people particularly take exams seriously by culture. To provide even further incentive, we would often award small monetary prizes for 1st, 2nd, and 3rd highest marks (usually 200 Rs, 100 Rs, and 50 Rs, respectively). When we first decided to play to the strengths of the Indian educational system in our training, the results were astounding. Guys who previously hadn't focused much during some of the trainings suddenly were looking through their notes prior to each meeting and paying more attention to the teaching content. This full exam included here is presented in a linear fashion with the early numbered questions coming from the initially taught content. This means that you can take the first 10 or 15 questions and use it for quiz #1, the next 10 or 15 and use it for quiz #2, etc. Then the final exam, so to speak, is simply the culmination of all of the quizzes.

1. What is God's purpose?
2. God's purpose is found in Genesis 2:14. (True/False)
3. What is the key to fulfilling God's purpose?
4. Healthy church means a strong and sturdy building. (True/False)
5. What does Isaiah 28:23-29 teach us?
6. What is the goal of God?
7. What two scriptures tell us what God's goal is?
8. How many people die every 3 minutes in Bihar?
9. We will never reach the entire world with the Gospel unless we make healthy churches. (True/False)
10. Approximately, how many people die every day in Bihar?
11. Approximately, how many people are born every day in Bihar?
12. Are you, yourself, able to share the gospel to every person in Bihar? (Yes/No)
13. Paul's model of multiplication is found in 2 Timothy 2:2. (True/False)
14. Paul taught different things in all the places he went. (True/False)
15. What 4 things does Jesus tell us to do in Matthew 28:18-20?
16. Only leaders have authority to do the things in Matthew 28:18-20. (True/False)
17. What scripture tells followers of Christ that they are priests of the Christian religion?
18. Believers and disciples are not the same. (True/False)
19. Any church attendee can take the Lord's Supper. (True/False)
20. What Scripture tells us about the 5 parts of the CPM plan (gives Jesus' Masterplan)?
21. What is the first field of the 4 fields?
22. What is the 2nd field of the 4 fields?
23. What is the 3rd field of the 4 fields?
24. What is the 4th field of the 4 fields?
25. Both seed and fruit come from the harvest field? (True/False)
26. What is the 5th part of the CPM plan (or What happens after the church is formed?)
27. If only 2 of the 5 parts of the CPM plan are being done, then everything is ok. (True/False)

28. What do we call the plan for entering a new field?
29. From what passage in scripture do we get Jesus' plan for entering a new field?
30. It is best to hold a large crusade to share the gospel in a new place. (True/False)
31. Based on Jesus' instructions, what is the first thing we do before entering a new field?
32. In the entry plan, Jesus tells us to take as much as we can carry when going to the new field. (True/False)
33. In the entry plan, Jesus tells us to stay in one house and eat and drink what is put in front of you. (True/False)
34. What does Jesus say to expect to find when going to a new place (field)?
35. How do we know we are going to find what we are looking for in the new field?
36. A church planter and a pastor are the same. (True/False)
37. When you find what you are looking for in the new field, you give him money. (True/False)
38. In the new place, what do you do if the entire village rejects the gospel?
39. Jesus' Entry Plan is found in Matthew 28:18-20 – (True/False)
40. What is the 1st part of your story?
41. An Entry Plan tells you where and when to share the gospel – (True/False)
42. What two things are the first step of Jesus' Entry Plan.
43. We should make sure that we stop on the way to the village and share the gospel with everyone we meet – (True/False)
44. The Bible tells us in Acts 17:26-27 that God has put each person in their right place and at their right time so that they would seek God – (True/False)
45. In Jesus' entry plan, where should we share the Gospel?
46. What is the 2nd part of your story?
47. Jesus wants us to reach the entire village with the gospel, therefore we should move from house to house – (True/False)
48. The Man of Peace is the first harvester of the village – (True/False)
49. What is the name of the method that we use to share the gospel?
50. The 3rd part of your story is how you met Christ – (True/False)
51. After a person accepts Christ in the village, you start church in their house – (True/False)
52. The 2nd part of Jesus' story is that God will judge the secrets of men – (True/False)
53. After someone accepts Christ, you should order them to take Baptism – (True/False)
54. What is the 1st part of Jesus' Story?
55. List the 3 leaders/offices in the church.
56. What is the 3rd part of Jesus' Story?
57. For a person to be saved they must confess that Jesus is Lord and they must work very hard – (True/False)
58. Church is people who follow Jesus meeting together to bring glory to God – (True/False)
59. The 4th part of Jesus' story is His Resurrection – (True/False)
60. What Bible passage in Romans tells us what we must do to be saved?
61. When a person accepts Christ, we ask them if we can meet in their house – (True/False)

62. Paul's Pattern has 6 parts – (True/False)
63. For a person to receive salvation, they must take water baptism – (True/False)
64. A church service should do the following: Prayer, Worship, Accountability, New Teaching, and Giving the Gospel – (True/False)
65. When you meet for church what 3 accountability questions should you ask every believer?
66. John baptized with water, what does Jesus baptize with?
67. The four questions to study the Bible come from John 3:16 – (True/False)
68. In a church service, accountability time is just as important as teaching time – (True/False)
69. The first lesson of Paul's Pattern deals with where the believer's authority comes from – (True/False)
70. Tracts are Jesus' preferred method for sharing the Gospel – (True/False)
71. One of the most important steps in the harvest of the village is for the first believer to make a list of his friends and then go with the church planter and share the gospel with them – (True/False)
72. A healthy church has 1 purpose (God's Glory) and 1 Lord (Jesus Christ) – (True/False)
73. A healthy church is self-teaching/correcting – (True/False)
74. List the 2 Authorities of the church.
75. Write the 4 questions from 2 Timothy 3:16 that every believer should use to study the Bible?
76. The church's five functions are worship, discipleship, fellowship, business, and evangelism – (True/False)
77. The 2nd lesson of Paul's Pattern teaches about how we should relate to others – (True/False)
78. What are the 4 selfs of a healthy church?
79. Baptism symbolizes that your sin and old life are gone and that your new life has come. It also is the first test of obedience to Jesus Christ – (True/False)
80. Romans 6:23 says that the wages of sin is death, but the gift of God is eternal life in Christ Jesus – (True/False)
81. Jesus' and Paul's ministries involved finding faithful men and training them – (True/False)
82. Jesus said to take a purse, bag, and sandals with you when you go to the village – (True/False)
83. It is better to let God speak to the new believer through the Bible than for you to just tell them to obey – (True/False)
84. The 5th lesson of Paul's Pattern is about right resisting – (True/False)
85. You've been given a new birth, so live a new life, How? List the 5 things every new believer should do?
86. The Gospel has 2 parts, what are they?
87. Every believer should read or listen to the Bible every day – (True/False)
88. The offering is for the pastor to use as he wants – (True/False)
89. Followers of Christ should correct one another – (True/False)
90. The Good News is telling others about Shiva – (True/False)
91. A Healthy Church will multiply itself. (True/False)
92. The church should serve others, especially those within the church – (True/False)
93. The qualifications for a pastor and for deacons are found in 1 Tim 3:1-13. (True/False)

94. Only leaders should share the gospel – (True/False)
95. What is the one sentence definition of a church?
96. Paul often warned the believers that one day wolves and false prophets (dogs) would come to try to destroy the church. (True/False)
97. Before you can give water baptism to a new believer, they must have stopped sinning. (True/False)
98. When you follow Jesus correctly, you will never suffer. (True/False)
99. The best reason for giving is love for others. (True/False)
100. In the 3rd lesson of Paul's pattern, the things we should put off are found in Philippians 3:5 and 3:8-9, and the things we should put on are found in Philippians 3:12-14. (True/False)

SHEEP, SWINE, DOGS, AND WOLVES

This study with your "come and be with me" group is designed to warn them, as Paul and Jesus so often did, about the day when false prophets and wolves will come. First, cover the Scriptures pertaining to each group and the Scriptural example of action on the part of the overseer/pastor/apostle. Second, do a study using the 4 questions on John 10:11-18. The goal is to see that they should model the example of the shepherd not the hired hand, and especially not the thief or the wolf!

CATEGORY		CP/OVERSEER GOAL		CP/OVERSEER ACTION	
Lost Sheep		Expand the Kingdom of God.		Seek and Save, Love, Give and Demonstrate the Gospel	
<i>Note: Every category below this line can be present (hiding) within a local church body, although all are clearly not followers of Christ.</i>					
Sheep (Receives Food and Discipline well)		Growth and Maturity		Feed, Care, Nurture, Love, Teach, Gently Correct, Train (Give Pearls, Give what is Holy)	
Swine (Hard-Hearted/ Not Accepting Correction / Hypocrites)		Swine joins the Sheep		Rebuke, Admonish, (Don't give pearls, Give Swine Food and Treatment) Remove from Fellowship for purpose of restoration	
Dog (Unrepentant Swine / Immoral Person / Sorcerer / Idolater / False Prophet) 2 Peter 2:20-22		Example to the other sheep of what to expect if they become Dogs. (Strict action required to protect the other sheep from sinning and becoming swine or dogs). Warn Sheep that Dogs will come. (Php. 3:1-2, 17-19)		Mock in front of the Sheep. Remove from Fellowship and make sure all the sheep know about it. (Name names) (Don't give Holy things anymore, give the profane or unholy)	
Wolf (False Teacher / Comes from Satan) 1 John 4:1-3		Warn Sheep often that the Wolves will come. (Php. 3:1-2, 17-19) Kill the Wolf & Protect the Sheep.		Publically Kill/Destroy the Wolf. Warn all the sheep about the Wolf (Name names).	
Lost Sheep	Sheep	Swine	Dogs	Wolves	
Luke 15:3-7 Luke 19:10 Col 4:5-6	John 21:15-17 John 10:26-27 Matt 25:33 Mt 10:16 1 Thess 5:13-14 1 Thess 2:7-8 Gal 5:13-14 Gal 6:1 1 Peter 3:8-9 Rev 2	Gal 1:6 Gal 2:11-14 Gal 3:1-5 Gal 5:7-11 1 Cor 5:1-5 1 Cor 5:9-13 2 Cor 2:8-11 Amos 4 Jeremiah 20 Ezekiel Matt 7:6 Matt 23 2 Thess 3:14-15 Rev 2	Gal 5:12 Php 3:1-11 Rev 22:15 Php 3:17-19 2 Thess 3:6 2 Tim 2:17-18 2 Tim 3:1-14 Titus 3:9-11 2 Peter 2:1-22 Acts 5:1-11 Acts 8:18-24 Acts 20:30-31 2 Tim 1:15 Titus 1:10-16 3 John 1:9-11	Gal 1:9 Matt 10:16 Col 2:8 John 10:10-13 Acts 20:28-29,31 1 Tim 4:1-5 2 Tim 4:14 2 Peter 2:1-22 1 John 4:1-6 2 John 1:7-11 Jude 1:3-4	

GIVING STUDY FOR CHURCH PLANTERS

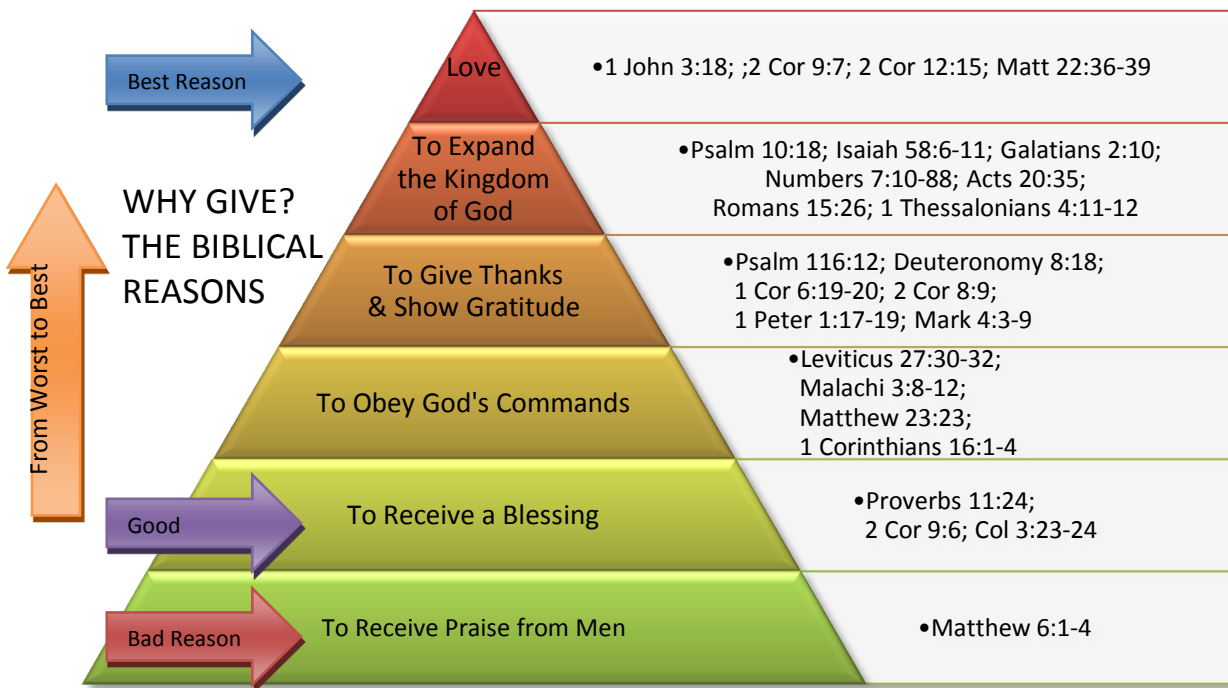
Responsible giving by the church is one of those indicators of a healthy church. As we are discipling the new believers and teaching them to become healthy churches, they must be taught about giving. While giving is covered in the final lesson of Paul’s Pattern, we have found that many of our church planters struggle with understanding, let alone teaching, giving. This lesson is designed to help alleviate that problem.

Say: This study attempts to answer four questions: Why Give? How we should give? How much we should give? And How the church should spend what is given?

Explain what this study is about, then draw the “Why Give?” diagram on the blackboard or whiteboard.

Say: While the Bible provides many reasons for giving and all are good reasons, some are better than others. Let’s look together at the reasons for giving from the Bible. Draw a large triangle on your paper and separate it into 5 sections.

Beginning at the bottom of the pyramid, Read together the passages for each tier and discuss them. Write the reason for giving in the tier. Make sure to explain how giving so that you can receive, while ok, is the worst reason for giving (It is better to give than receive!). Moving up from there - Simply being obedient is good, but also not the best reason. Better reasons are because you are grateful, because you have a vision to see God’s Kingdom expand, or best, because you love your neighbor as yourself. If you were starving, you would purchase food for yourself. If you had no clothing, you would buy some for yourself. If you had no shelter, you would get some for yourself. If you would do this for yourself, love would dictate that you also do it for your neighbor.



Say: Now let's look at what the Bible says about how we should give? How much we should give? And what the church should do with the money that is given?

At this point, just run through the following passages below and discuss them. It could be done in smaller groups, who could report back their findings or in a large group discussion time. (Note: Make sure that you have spent some time reviewing this passages before the teaching time so that you know how to steer the discussion. Pay careful attention to some of the healthy church rules for giving laid out by the Apostle Paul and remember that our goal is healthy churches.

How?

- Matt 6:1-4 - In Secret
- Matt 6:19-21, 24 - With a right heart. (Don't store treasures on earth, but rather store up treasures in heaven.)
- Luke 12:16-21 - With integrity and good work ethic.
- 2 Cor 8:1-5, 2 Cor 9:6-7 - Liberally and joyfully
- Proverbs 30:7-9 - With Wisdom - Only keep/desire what is needed.

How Much?

- Leviticus 27:30-32 - Minimum 10% - This is the basic command of God.
- Mark 12:41-44 - An example of 100% giving.
- Luke 18:22-27; Matt 19:21; Luke 14:33 - Examples of giving all.
- Acts 2:44-47 - Enough to make sure there are no unmet needs.
- Acts 4:34-37 - Generous giving.
- Acts 9:36 - Generous giving. (NT example is considerably more than 10%)

How should it be spent?

- Local Church Decides (Self-Governing and Self-Supporting)
- Luke 12:42; Luke 16:10-13 - With Accountability
- Matt 25:35-40; Acts 4:34-35; Acts 2:44; Romans 15:26; Gal 2:10; James 2:15-16
Expanding God's Kingdom through meeting needs of Poor, Starving, Homeless, Widows, and Orphans (Rules below:)
- 2 Thess 3:6-15 - If person can work, they must. If they don't work, they don't eat. If they have no skills, local church can employ, but everyone should work hard if they are able.
- 1 Tim 5:3-16 - If family can care for widow (orphan or disabled), they should be taught to do so. If widow is young, she should remarry and work. Only real needs should be met.
- Matt 6:25-34 - Meet only real needs - Food, Clothing, (Maybe shelter).
- Expanding God's Kingdom through Church Planting (Ideas include Bibles, supporting Church Planters or Overseers, Bicycles for workers, Training, etc.)

BAPTISM INTENSIVE TOOL (COUNTING THE COST)

This study can be done with those who have received the Gospel with joy, but who, after learning about baptism, are still not ready or willing to take it. We also teach and practice it with our "come and be with me" groups so that they can use it as well.

1. **Read:** Matt. 13:1-9 and Matt 13:18-23.

Ask: What kind of soil do you want to be?

2. **Read:** Luke 14:25-33, Matt 10:32-39, and Romans 10:9.

Explain: Jesus came to bring salvation to the whole world. While it is true that he came to bring us peace with God, it is also true that there are some who will not receive His salvation and who will persecute you for following Jesus. Also, while our salvation is based only on putting our faith and trust in Jesus, we demonstrate that he really is our Lord by putting Him first. His commands must come before all others. This is why Jesus asks his disciples to count the cost.

Ask: No one can decide for you. You must decide if you will follow Jesus in all things. Will you obey the commands of Jesus? Remember and think about all that Jesus has done for you. Remember that Jesus is God, that He loves you, and that He is the way to salvation. God has given each person a choice. Will you follow Jesus or not?

3. **Read:** Luke 3:15-16 and Ephesians 1:13-14.

Explain: John was a man who prepared the way for Jesus to come. He told people to repent, and he baptized them to symbolize that their sins would be forgiven.

Ask: What did John baptize with? What does Jesus baptize with? Based on Ephesians 1:13-14, who has the Holy Spirit?

*Before moving to the next question, **Ask:** "If it is the baptism of Jesus by the Holy Spirit that gives salvation, why do we talk about needing baptism in water?"*

Say: *Let's see what God says about baptism in water and why it is important.*

4. **Read:** (1) Matt. 28:18-20 (**COMMAND**) and (2) Matt. 3:13-17 (**EXAMPLE**)

Explain: Let us talk about both the command of Jesus and the example of Jesus.

Ask: In Matt. 28:18-20, what did Jesus command us to do? In Matt. 3:13-17, what was the example of Jesus? If we are His disciples, should we follow Jesus' example?

5. **Read:** Romans 6:3-8

Explain: Let's study together what water baptism symbolizes.

At this point, go through this passage together and explain how (1) Going under the water symbolizes that your sin is gone and old life is dead, (2) Coming out of the water symbolizes that just like Jesus was resurrected, you also were raised to new life through Jesus. You are a new creation. (2 Cor 5:17) (3) Water baptism is a celebration of the living hope that we have been born into. We rejoice because we have received God's great salvation through Jesus Christ.

Ask: Now that you know what water baptism symbolizes and that it is the command and example of Jesus Christ, will you take it? Water baptism is the evidence that you really have received salvation and that you really will follow Jesus in you life. **What will you do?**

**BAPTISM INTENSIVE STUDY (COUNTING THE COST)
ADDITIONAL MATERIAL**

In addition to the material covered on the first page, the examples of the early church and those others who decided to follow Jesus can be reviewed. The following tool can assist in this exercise:

(Note: This tool is from George Tupper’s Tree of Life Material)

ASK: How many times would you need to see a command or example from Jesus in the Bible before you would obey it? *(Hopefully the answer is just once!)*

STUDY: The following passages from Acts can be studied. After each passage is read, ask the following questions:

- (1) When did the new believers take water baptism?
- (2) Who took baptism? *(Pay attention to the number of people, the gender, their previous life choices, and their current status)*
- (3) After all passages have been read, close by asking the same question that Ananias asked Paul in Acts 22:16, “Why do you delay?”

Passage	Person(s) being Baptized
Acts 2:41	3000 in one day
Acts 8:6-13	Demon-possessed/sorcerer/sick
Acts 8:36-38	Eunuch on the road
Acts 9:18-19	Murderer and Persecutor of Christians
Acts 10:47-48	Gentiles (non-Jewish people)
Acts 16:13-15	Women by the river
Acts 16:33	A Roman jailer
Acts 18:8	Religious Leader (Synagogue/Temple Priest)
Acts 19:1-5	Those who had been baptized in some other way besides in the name of Jesus.
Acts 22:14-17	Murderer of Christians <i>“Why are you waiting?”</i>

HEALTHY CHURCHES – THE KEY TO GOD’S PURPOSE AND GOAL

(A Study for your “Come and Be with Me” Group)

This study is designed to show your “come and be with me” group the importance of healthy church. We have found that most up and coming church planters seem to have an easy time implementing Entry (via Luke 10) and Gospel (via 2-3-4 or some similar method) strategies, and they are quite pleased when they begin to find men of peace and start churches/groups in new places. However, this early church formation time is probably the most critical for future CPM growth. While we should celebrate with them in the formation of new groups, we must also take this opportunity to point out the real key to CPM success is the Healthy Church! Because the CPs have a more difficult time forming healthy church (i.e. implementing good discipleship and church formation strategies), leadership development and multiplication does not occur. This tool can help teach that while it is a good thing that Entry and Gospel strategies are occurring, if the groups they have started fail to become healthy churches, church multiplication, and ultimately God’s purpose and goal, will not occur. It also points out that God’s goal is their goal, and it is fulfilled one step at a time.

Refer to the diagram on the last page while you study the steps below. Note that you will be drawing and discussing from bottom to top and then from top to bottom and meeting in the middle at the key element: Healthy Church.

1. **Ask:** What is God’s Purpose? *If your CPs have been trained, they should all know that it is that His purpose is that the knowledge of God’s glory cover the earth as the waters cover the sea. (Habakkuk 2:14)*

Draw: Earth at the bottom of your page or flip chart, etc.

Say: God’s purpose has not changed from the beginning. We want God’s glory to cover the earth as the waters cover the sea.

Ask: What is God’s Endvision? *Rev. 5:9, 7:9 – Spend a few minutes discussing this again.*

Clearly God’s Glory expands through every individual as they enter the Kingdom of God and are transformed into the image of Christ. God’s Endvision is that representatives from every nation, tribe, tongue, and people received salvation and be present at His throne. He wants the whole earth to be filled with His glory!

2. **Ask:** For the knowledge of God’s glory to cover the whole earth, what would need to happen before that?

Draw: India (or your country) above the Earth with an arrow from the bottom of India to the top of the earth.

Say: In order for God’s purpose to be fulfilled in the earth, it must first be fulfilled in your country, and in order for God’s goal to be fulfilled, it must first be fulfilled in your country. God’s intermediate purpose and goal is that His Glory cover (your country) and that every nation, tribe, tongue, and people in (your country) be represented at the throne.

3. **Ask:** For the knowledge of God's glory to cover (your country), what would need to happen before that?

Draw: Your state above your country with an arrow from the bottom of your state to the top of your country.

Say: In order for God's purpose to be fulfilled in (your country), it must first be fulfilled in (your state), and in order for God's goal to be fulfilled in (your country), it must first be fulfilled in (your state). God's intermediate purpose and goal is that His Glory cover (your state) and that every nation, tribe, tongue, and people in (your state) be represented at the throne.

4. **Ask:** For the knowledge of God's glory to cover (your state), what would need to happen before that?

Draw: Your district (or county) above your state with an arrow from the bottom of your district/county to the top of your state.

Say: In order for God's purpose to be fulfilled in (your state), it must first be fulfilled in (your district), and in order for God's goal to be fulfilled in (your state), it must first be fulfilled in (your district). God's intermediate purpose and goal is that His Glory cover (your district) and that every nation, tribe, tongue, and people in (your district) be represented at the throne.

5. **Ask:** For the knowledge of God's glory to cover (your district), what would need to happen before that?

Draw: Your village/city above your district with an arrow from the bottom of your village to the top of your district.

Say: In order for God's purpose to be fulfilled in (your district), it must first be fulfilled in (your village), and in order for God's goal to be fulfilled in (your district), it must first be fulfilled in (your village). God's intermediate purpose and goal is that His Glory cover (your village) and that every nation, tribe, tongue, and people in (your village) be represented at the throne.

STOP AND DRAW NOW FROM THE TOP DOWN

6. **Draw:** A Church planter at the top of the page.

Say: This is you. You are a church planter. You have the mind of Christ. Christ is in you, the hope of glory. You are being transformed. You are a piece of the glory of God. Your job is to help God fulfill His purpose and goal. It starts right where you live. The knowledge of the glory of God can begin to spread from you in your place, and the representation of every nation, tribe, tongue, and people can start with you.

7. **Ask:** What do you need to do to begin to fulfill God's purpose and goal? What have you been taught? *They should have been taught to find Men of Peace and Houses of Peace via Luke 10, so they might say "find the Man of Peace" or they might say "Share the Gospel." Some may even say "Plant churches." All of those answers are good.*

Draw: A Man of Peace.

Say: God's glory spreads one person at a time. As you've been taught, you find the man of peace, and you teach Him how to harvest the village and to teach others how to harvest. As more people accept Christ, His glory spreads from person to person.

8. **Ask:** While it is a good goal to find Men of Peace, is it your ultimate goal? Is it God's ultimate goal?

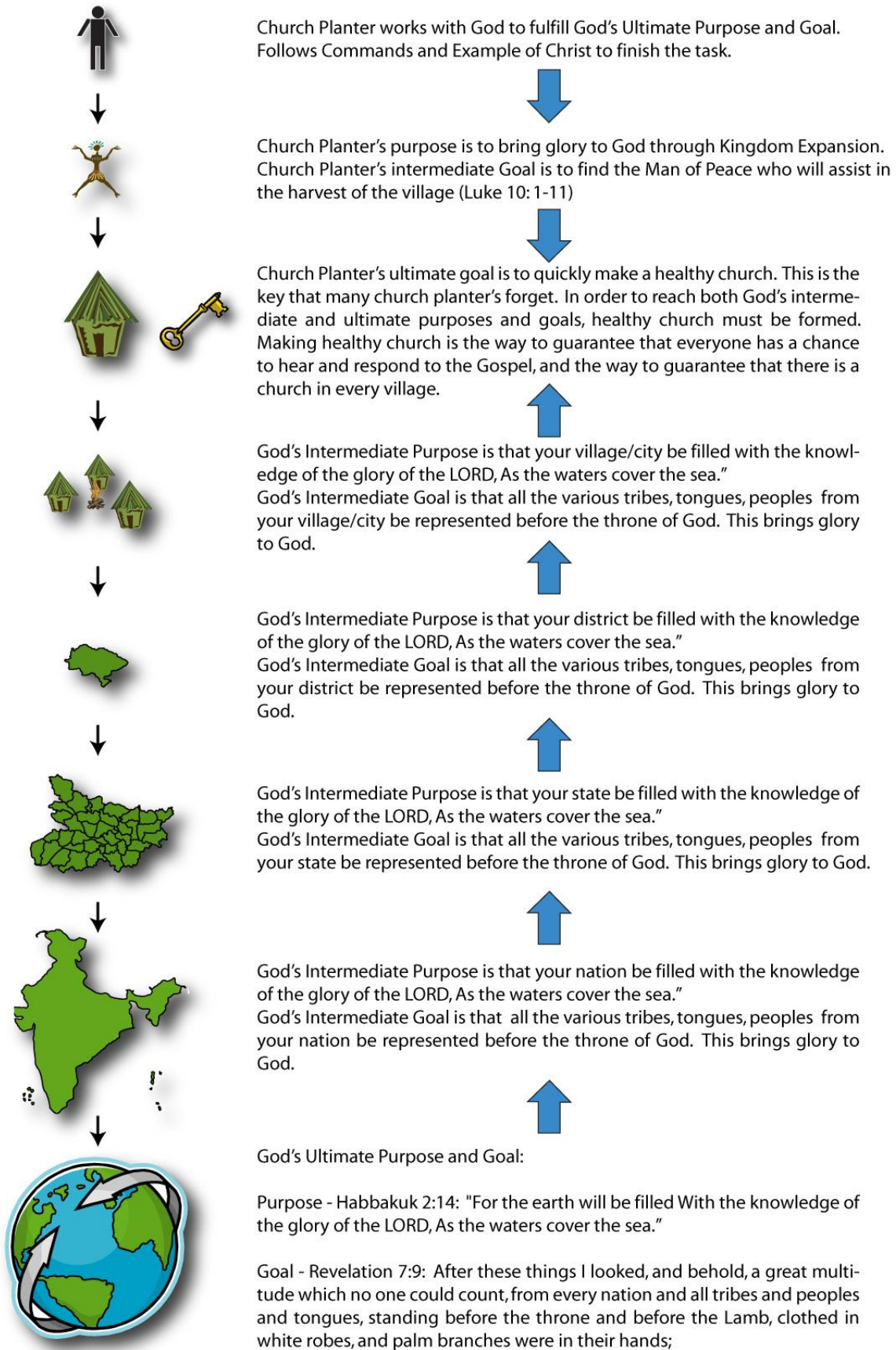
Draw: A church (*Depending on context, it could be a tree as well as a hut or a building. They should already know that the church is the body of believers and not a specific place, but drawing the place, helps them understand the concept*)

Say: God's goal is His church. His church is that body of believers from every nation, tribe, tongue, and people. The key to fulfilling God's ultimate purpose and goal for the world is the local healthy church. Without local healthy churches, God's glory will not spread from village, to district, to state, to country, and to the world. Local churches multiply themselves covering the earth. Without healthy churches, there are only random believers in various places who don't know their purpose, who haven't been trained or equipped, and who cannot multiply themselves into others. The healthy church is the key to seeing God's glory cover the earth as the waters cover the sea. So while it is a worthy goal to find men of peace and share the gospel with many people, we must remember that it is not our ultimate goal. Finding men of peace and sharing the Gospel are only an intermediate goal leading to your ultimate goal, the healthy church. Healthy church is the only way to guarantee that every person has a chance to hear the gospel and that every village has a church. Our ultimate goal as church planters is, therefore, to make healthy churches consisting of disciples, who have been taught to obey everything Jesus has commanded, and to help make our local churches ready for the return of Christ.

Read: Ephesians 5:26-27, Col. 1:28-29, Rev. 19:7

This is now when you would normally review what is needed for a church to be healthy. This can be done either using the material in the BPI manual, the Four Fields book, or from other parts of this material. In our case, we used a combination of BPI and 4 fields teaching. We also introduced the "Healthy Church Tracking Tool" for the CPs to use. It is a pictorial way for a CP to quickly see if their churches have been taught the things they should have been taught and if they are actually applying them. (Note: This tool is also present in the RAD package for your use).

HEALTHY CHURCH: THE KEY TO GOD'S PURPOSE AND GOALS



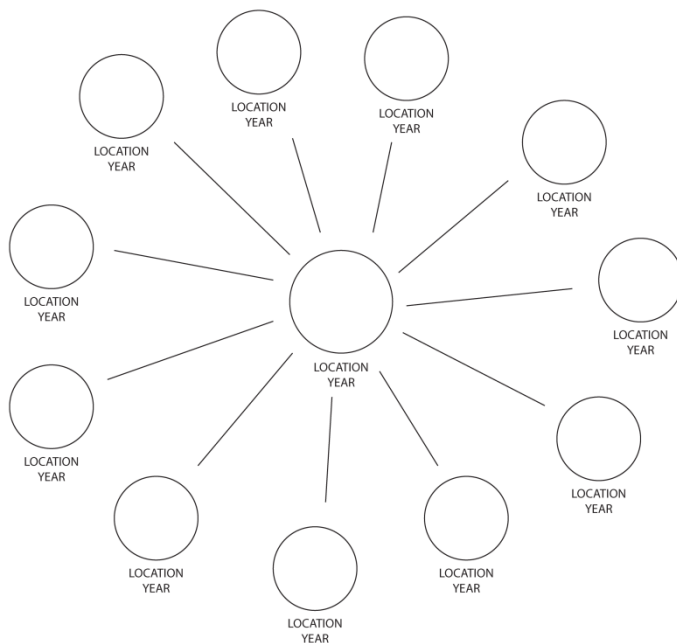
GENERATIONAL CHURCH MAPPING LESSON

This lesson is designed to help those whom you are training get a better understanding of church planting and health by mapping their own current networks to diagnose areas of weakness or concern. (This entire exercise can easily take a full day depending on the size of the group.)

Part I - Generational Diagnosis

Begin by making sure that each person has a simple A4 (8 1/2" x 11") sheet of paper. Ask them to draw a circle for each church that they and their network have planted. Have them write the location and year that church started under each circle.

SIMPLE GENERATIONAL CHURCH MAP - EXAMPLE #1



After the group has finished their diagrams, you will probably have some that look like one of the two examples below or maybe a combination of the two.

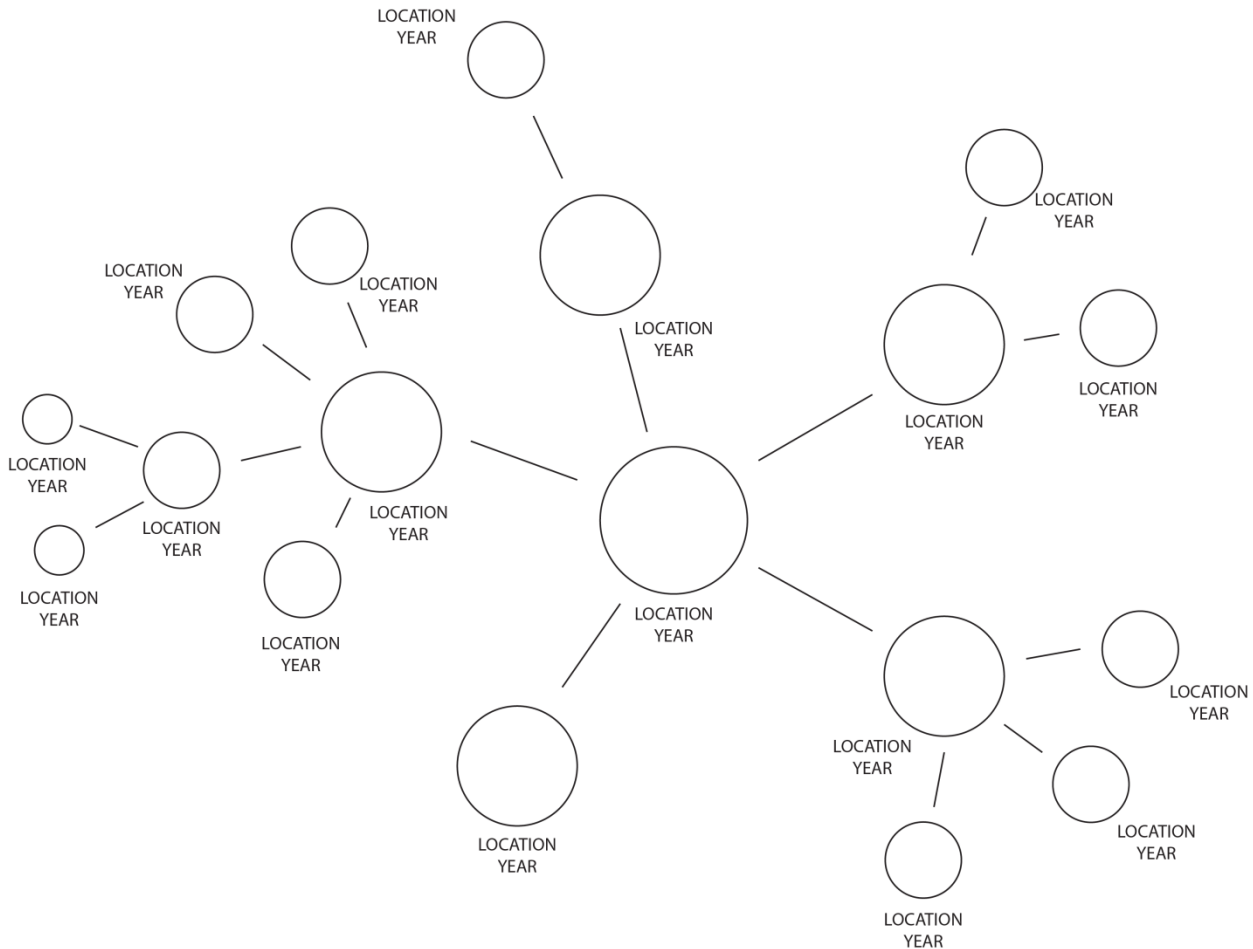
Have one of the participants draw his map on the blackboard/whiteboard/flipchart. (*Most likely there will be at least 1 of each example present in your group. These make for great discussion*).

Potential Discussion about Example #1

While we should commend this church planter for their hard work, there are (obviously) some issues with the generational church health of a network that looks similar to Example #1. Tactfully, discuss some of these issues as a group.

1. There is no multiplication. This is a network of addition. Clearly the person at the center of this hub is either not training others or not delegating authority to others. Either way, the resulting churches will, most likely, not be healthy.
2. The person at the center of this hub is tired and overworked. Every time we've done this training, there are a number of diagrams like this, and in almost every case, the person completing the diagram was tired and overworked. They are ultimately not following the Sabbath. Because the goal is to plant healthy churches (i.e. make disciples that meet together) and not simply to share the gospel/find men of people, a church planter should not start more than 6 churches at a time. After one of those 6 is healthy, they can go and begin another. Healthy will mean that the church consists of growing disciples and leaders and that the child church has been released and is also making healthy churches (2 Tim 2:2).
3. With the birth, death, and growth rates in our fields, this practice will only result in Kingdom shrinkage! Real Kingdom growth requires healthy growing and multiplying churches.

SIMPLE GENERATIONAL CHURCH MAP - EXAMPLE #2



Potential Discussion about Example #2

This type of diagram will also, most likely, be presented. In this case, many things are being done correctly. Take some time and have the person explain and go over the diagram to the group. Some things to make sure that get brought up are as follows:

1. Point out how many churches the church planter started himself (in the example above there were 5).
2. After that, discuss how those initial churches started others with the net result being more and healthier churches than if the church planter had tried to plant all (in this case 17) churches himself.
3. Take some time to point back to 2 Timothy 2:2 and to the model of Jesus Christ with the 12 and 3 to show that multiplication of disciples and leaders is and has been God's plan from the beginning.

Part II - Full Generational Church Health Diagnosis

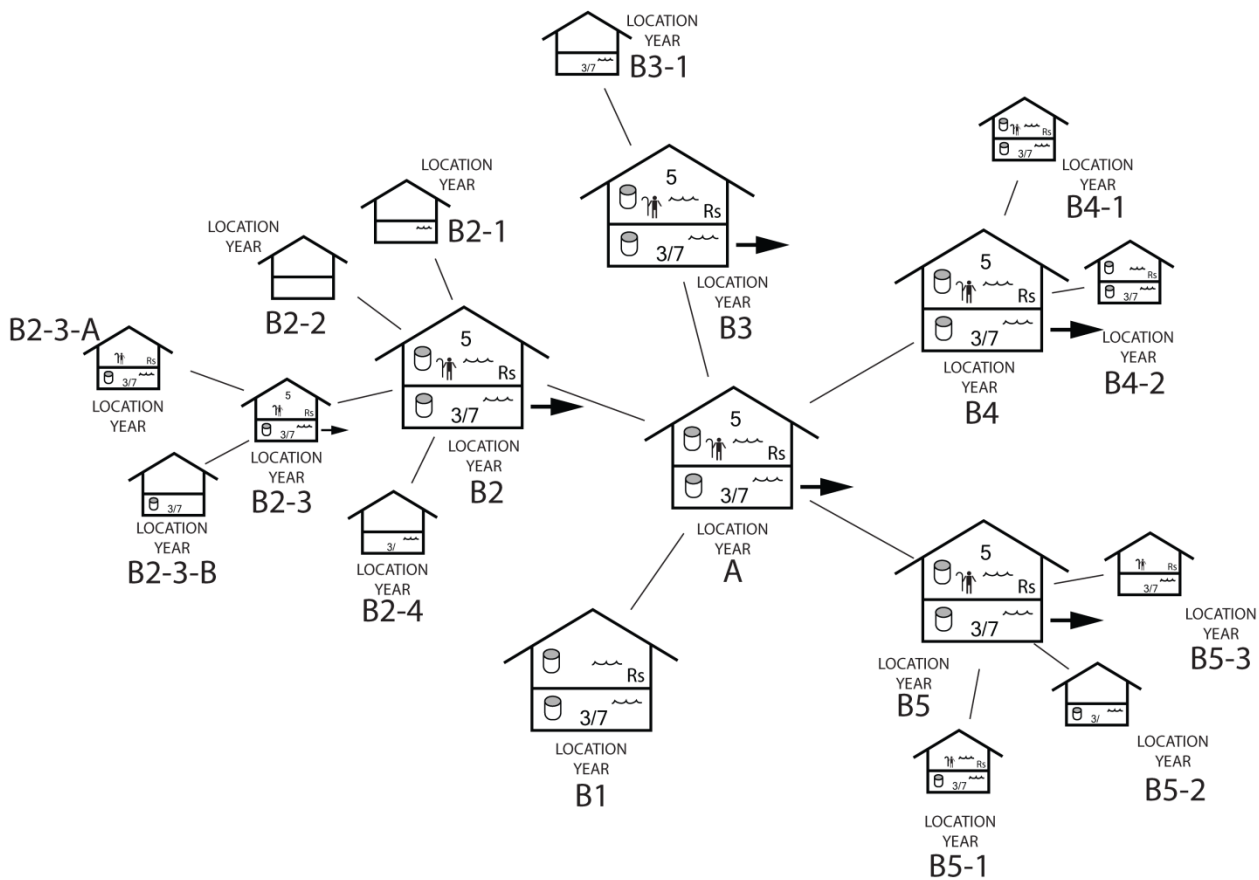
What is Healthy Church?

Spend the next hour or two reviewing or (if done for the first time) covering healthy church and what that means (**Pages 81-82**). Often we will ask the group and have them tell us what makes up a healthy church? Spend some time making sure they understand the elements of church found in Scripture.

Church Health and Generational Mapping

This exercise normally requires the use of large flip chart size paper and some table space. Have each person recreate the generational diagram that they drew previously, but instead of using circles, have them actually draw the health diagram for each church as seen in the example below:

FULL GENERATIONAL CHURCH MAP - EXAMPLE



Take the time to go around and sit with each person as they are doing their church health generational diagrams to discuss and point out strengths and weaknesses. By examining the various church health symbols, one can quickly see where multiplication looks promising or where might be hindered and what actions are next required to continue and push the churches toward health.

For example, the following sample observations can be made about the example diagram above:

1. Pay attention to the dates that the churches were started. If the church is many months old (B1 for example) and still is missing vital elements of church health, it will probably merit further investigation and discussion. Also dates of generations are key indicators of church health and the leader's ability to release authority.
2. Notice church B2-3-B. The church planter (B2-3) has given the Lord's Supper to people, but no one has yet been baptized. This, unless it is a mistake, points to a potentially serious issue with this church planters that should be addressed quickly.
3. B5-3 has baptized believers and even leaders yet no one has ever taken the Lord's Supper. Also, it appears that authority has not been given by the leader at B5 to his leaders to baptize or give the Lord's Supper. This may require some attention and further training.
4. The leader at B2 appears to be a prolific church planter, but only one of his churches has a leader and that leader does not appear to have authority to perform the church ordinances. Again, some time investment from A to B2 appears to be required.
5. Point out to A (the person who is doing this exercise) that this tool is for them to know the health of the churches in the network and to help them to know what to teach next. Also let them know that they should begin to meet with B1-B5 regularly and begin to teach them in the same way that we have been teaching them (Person A).

One of the nice features of a tool like this is its ability to help the church planter quickly diagnose and determine what teaching is required next in a particular place. Until the full house is complete, the church planter should not feel released to start a new church elsewhere.

There is much more diagnostic information that can be gleaned and discussed from a tool such as this, so feel free to use and modify it as you are led.

END LESSON

Lord's Supper Lesson

What is the Lord's Supper? What does it mean to us as believers?
Let's look at some scripture in God's word that tells us what it is.

Read Matthew 26:26-29; Mark 14:22-24; Luke 22:17-20; 1 Corinthians 11:23-29

Now, let's ask these questions to find out what the Lord's Supper is-

1. Who -

- A. Who can take it? - *Baptized believers.*
- B. Who can give it? - *Baptized believers.*

2. What -

- A. The bread - it represents Christ's body, which was given for us - His flesh. (Matthew 26:26; Mark 14:22; Luke 22:19; 1 Corinthians 11:24)
- B. The cup of juice - represents the new covenant in Christ's blood which was poured out for many.
(Matthew 26:28; Mark 14:24; Luke:22:20; 1 Corinthians 11:25)

These things aren't really Christ's body and blood, but they provide a picture to remind us of Jesus' demonstration of His love for us through the sacrifice of His body and blood on the cross to pay for our sins.

3. Where can the Lord's Supper be taken? Anywhere a church could meet.

4. When can it be taken? Anytime. It is up to the church to decide when and how often, but it should be taken by the church regularly and consistently. However not so often that it becomes ritualistic or habitual, so as to lose its meaning, yet not so far apart that we forget.

5. Why do we take the Lord's Supper?

- A. Proclamation- In taking the Lord's Supper, you proclaim the Lord's death until he comes. In proclaiming the Lord's death, you are accepting that He is your Lord and that He died for the sins of the world. (1 Corinthians 11:26)
- B. Thanksgiving- Before taking the cup and the bread, Jesus gave thanks. We should also give thanks to God for the salvation He has given us.
(Matthew 26:26 & 27; Mark 14:22 & 23; Luke 22:17 & 19; 1 Corinthians 11:24)
- C. Remembrance- Jesus said, "Do this in remembrance of me." We take the bread and drink the cup in remembrance of what Jesus did for us all. We remember that he sacrificed himself to take the punishment for our sins. Just as we celebrate or remember birthdays, anniversaries, holidays, etc., once per year, how much more should we remember that Jesus gave us a greater thing to remember; eternal salvation? (Luke 22:19; 1 Corinthians 11:24 & 25)
- D. New Covenant- It is a symbol of the new covenant God that made between himself and His people. This new covenant, in which Jesus became the once for all sacrifice needed for sins, replaced the old covenant. In the same way, believers have entered into a completely new relationship with the One True God. They have turned from their sinful ways, accepted that Jesus took the punishment for their sins once for all, and know that Jesus gave them a new life.
(Luke 22:20; 1 Corinthians 11:25)
- E. Ordinance/Command- "Do this..." - Jesus was still alive, yet he said to do these things in remembrance of him. It is important for the body of Christ to remember what Jesus has done for them, which in turn brings unity to the body. It is one of the functions that make up a Healthy Church.
(Luke 22:19; 1 Corinthians 11:24 & 25)

6. How? - 10 recommended steps to follow when taking the Lord's Supper

1. Prayer - Open in prayer.
2. Teaching – A leader or one of the baptized believers should give some teaching on the subject of the Lord's Supper, especially if it is the first time taking it. It is always wise to review the meaning of the Lord's Supper as a church body.
3. Remembrance - Remember as a group what Jesus did for all.
4. Proclamation - Proclaim Jesus' death until he comes.
5. Thanksgiving - Give thanks to God for the opportunity to remember what He has given to us. (Matthew 26:26-27; Mark 14:22-23; Luke 22:17 & 19; 1 Corinthians 11:24)
6. Reflection/Examination/Repentance – Each believer should take some time in quiet reflection and examination of self. If the Holy Spirit convicts anyone of sin, now is the time to repent before God. (1 Corinthians 11:28)
7. Bread- Take the bread and tear off a piece, then pass it around to the others and have them tear a piece off as a symbol of them breaking Christ's body. When everyone has a piece of the bread, tell the church: Jesus said, "This is My body which is given for you; do this in remembrance of Me". Then eat together (Matthew 26:26; Mark 14:22; Luke 22:19; 1 Corinthians 11:24)
8. Cup – If possible, take one large cup/container of juice and pass it to the others, so they can pour from the one cup into their own. When everyone has some juice in their cup, tell the church: Jesus said, "This cup which is poured out for you is the new covenant in My blood." Then drink together. (Luke 22:17)
9. Song- Sing a song of praise to God for His goodness and the time together. (Matthew 26:30; Mark 14:26)
10. Prayer- Close in prayer.

The Lord's Supper is not a...

Ritual- While it is important to regularly practice the Lord's Supper, we must be careful to not make it into a ritual practice. New believers can still be vulnerable to ritualistic religion. As church leaders, we must teach the new church correctly from scripture about the Lord's Supper.

Simple thing- The Lord's Supper should not be taken lightly. We are warned not to take the Lord's Supper in an unworthy manner, or else we are guilty of sinning against the body and the blood of the Lord. We must examine ourselves, confess any sin we have, and ask forgiveness before taking the bread and the cup. This is why only baptized believers can take it. Also, if there is anyone from whom you need to ask for forgiveness, you should do that before taking the Lord's Supper. It is ok to not take the Lord's Supper if you are not right with God at that time.

(Original Lesson content by Steve V. – Modified by Wilson G.)

Counting the Cost Lesson (Luke 14:25-35)

Luke 14:25 - 35 ²⁵ ¶ Now large crowds were going along with Him; and He turned and said to them, ²⁶ "If anyone comes to Me, and does not hate his own father and mother and wife and children and brothers and sisters, yes, and even his own life, he cannot be My disciple. ²⁷ "Whoever does not carry his own cross and come after Me cannot be My disciple. ²⁸ "For which one of you, when he wants to build a tower, does not first sit down and calculate the cost to see if he has enough to complete it? ²⁹ "Otherwise, when he has laid a foundation and is not able to finish, all who observe it begin to ridicule him, ³⁰ saying, 'This man began to build and was not able to finish.' ³¹ "Or what king, when he sets out to meet another king in battle, will not first sit down and consider whether he is strong enough with ten thousand men to encounter the one coming against him with twenty thousand? ³² "Or else, while the other is still far away, he sends a delegation and asks for terms of peace. ³³ "So then, none of you can be My disciple who does not give up all his own possessions. ³⁴ ¶ "Therefore, salt is good; but if even salt has become tasteless, with what will it be seasoned? ³⁵ "It is useless either for the soil or for the manure pile; it is thrown out. He who has ears to hear, let him hear."

The 4 Questions

What does this teach you? – *Teaching*
What should you not do? – *Rebuking*
How do you get right? – *Correcting*
How will you obey? – *Training in Righteousness*

Spend some time with the 4 questions and really study the material with them.

Discussion Time – Counting the Cost

Have you all counted the cost? (Note in the Hindi translations: the Greek word "Hate" is translated "dislike" - Jesus intended for it to be stronger than that as many people dislike their parents. They must understand that Jesus is not allowing for any middle ground or fence sitting when following him. He is drawing a line in the sand. To follow him requires a radical obedience. One who is willing to give up anything to follow Christ. Before you agree to follow Christ, you should make sure that you understand what is required of you. (Pay special attention to verses 26 and 33)

While this passage is for any disciple of Jesus, the Lord has given even stricter requirements for those who claim to lead and teach others. Did you understand what you committed to when you became a leader, a teacher, a mentor? **James 3:1** says "Not many of you should presume to be teachers, my brothers, because you know that we who teach will be judged more strictly." The spiritual growth and development, the care and nurturing, and even the salvation of those who we shepherd are our responsibility. God will hold us accountable for every stumbling block we put before another, every sin we've caused a disciple to fall into, and every careless word we've spoken while teaching others.

Luke 17:1-2 ^{NIV} Jesus said to his disciples: "Things that cause people to sin are bound to come, but woe to that person through whom they come. ² It would be better for him to be thrown into the sea with a millstone tied around his neck than for him to cause one of these little ones to sin."

Do we really understand the full magnitude of our responsibility as leaders and overseers of our flocks? You must decide which type of person, which type of leader, you will be. If you spend your time building your own kingdom, keeping your flock from being better than you, or growing closer to God than you, Woe to you! If you seek after money and your heart is far away from God, woe to you! Have we counted the cost as leaders and teachers and church planters? Are we willing to hate our own life for Jesus? Are we willing to give up every possession for Jesus?

Quiet Time

Spend the next 5-10 minutes talking to God about your calling to ministry. Why am I a leader? Is it because I wanted my own Kingdom to expand or Your Kingdom to expand? Am I a stumbling block to my flock? Do I hinder the Kingdom of God from expanding or is my life devoted to seeing His Kingdom expand? You have to answer these questions. They are just between you and God, but they are of vital importance. So ask yourselves, am I willing to do what it takes to see God's Kingdom grow? Why am I in ministry if not for that? Will I do what it takes? Am I willing to lay down my pride and my ministry and acknowledge that I should be about His ministry and not my ministry? Will I teach others in humility and truth? Am I a stumbling block to other's who are trying to do God's work? Have I caused others to sin? Do I keep others from sharing the gospel, planting churches, and being obedient to do all that Jesus has commanded? Take a few minutes now and pray about these things. Your answer to these questions, will determine if God will use you. Do you want to be someone that God uses? Or someone who tries to use God for their own personal gain? If you realize that you've been using God instead of being used by God, cry out to him right now and repent. Say to God, Lord, I'm ready to do it your way. Please teach me and show me what must I do to see Bihar reached.

END LESSON

The Impossibility of Serving Two Lords

Luke 16:1-13 ^{NIV} **Luke 16:1** ¶ Jesus told his disciples: "There was a rich man whose manager was accused of wasting his possessions. ² So he called him in and asked him, 'What is this I hear about you? Give an account of your management, because you cannot be manager any longer.' ³ "The manager said to himself, 'What shall I do now? My master is taking away my job. I'm not strong enough to dig, and I'm ashamed to beg-- ⁴ I know what I'll do so that, when I lose my job here, people will welcome me into their houses.' ⁵ "So he called in each one of his master's debtors. He asked the first, 'How much do you owe my master?' ⁶ "'Eight hundred gallons of olive oil,' he replied. "The manager told him, 'Take your bill, sit down quickly, and make it four hundred.' ⁷ "Then he asked the second, 'And how much do you owe?' "'A thousand bushels of wheat,' he replied. "He told him, 'Take your bill and make it eight hundred.' ⁸ "The master commended the dishonest manager because he had acted shrewdly. For the people of this world are more shrewd in dealing with their own kind than are the people of the light. ⁹ I tell you, use worldly wealth to gain friends for yourselves, so that when it is gone, you will be welcomed into eternal dwellings. ¹⁰ ¶ "Whoever can be trusted with very little can also be trusted with much, and whoever is dishonest with very little will also be dishonest with much. ¹¹ So if you have not been trustworthy in handling worldly wealth, who will trust you with true riches? ¹² And if you have not been trustworthy with someone else's property, who will give you property of your own? ¹³ "No servant can serve two masters. Either he will hate the one and love the other, or he will be devoted to the one and despise the other. You cannot serve both God and Money."

The 4 Questions

What does this teach you? – *Teaching*

What should you not do? – *Rebuking*

How do you get right? – *Correcting*

How will you obey? – *Training in Righteousness*

Spend some time with the 4 questions and really study this passage together.

After discussing say:

I ask you, where is your heart? We are going to take about 5-10 minutes in total silence. I want you to examine yourself. Do you deal with believers, leaders, and others in the way the world does or in the honest and truthful way God wants? The people of light are not supposed to be shrewd in dealing with people of their own kind (i.e. believers). Any type of lying, conniving, trickery, or untrustworthiness is idolatry. You are serving another master. Take this time to examine yourself and repent before the Lord. Many of you desire to go to America. Why? Is it to raise money? Many of you ask for your prayer letters to be sent all over America? Why? Why do you list in those letters, material items you want to purchase? Are you really asking for prayer or for money? Commit your life to serving only one Master. Are you a person who really follows Jesus? Will you proclaim the gospel even if you never get paid for it? Jesus is looking for people who will serve Him regardless of what they get out of it. Will you be that type of person? If we who are leaders do not serve the Lord only, no one under us will serve the Lord only. They look to us as models. If we who are leaders are not committed only to the Lord, we will never see CPM in Bihar. You must purge yourselves of all unrighteousness, all jealousy, all envy, all greed, and any other thing that puts itself up against undivided loyalty to God. All such things are idolatry. We want our own kingdom, our own money, our own position, our own title. Enough! Commit yourself to following God only. Forsake the pursuit of money. Be broken before the Lord and humble yourselves. Take this time in silence to cry out to God, confess your sins and ask for forgiveness, commit to following Him alone.

END LESSON

Paul's Journeys Lesson (Optional Study) - What is Possible?

(This optional Lesson is taken directly from "The Four Fields Manual" by Nathan and Kari Shank)

Consider Paul's mission field. God did not send Paul to some remote corner of the world. Rather Paul was assigned the task of evangelizing the epicenter of idolatry and hedonistic philosophy. When we consider what God used Paul to accomplish our eyes are opened to the potential working of the Holy Spirit within an area most would consider a hard nut to crack. As with any polytheistic setting the chances for syncretism were enormous.



Persecution was widespread not only by the Roman merchants making money off the rampant idolatry and black magic, but also at the hands of jealous Jewdiazers who perceived their loss of control over their Jewish synagogues as a serious threat.

Having researched Roman population at the time of Christ it can be noted the empire included some 65 million souls by A.D. 100. Of course the most densely populated area of the empire was the coast between Rome and Jerusalem. It can be estimated some 25-30 million inhabited this coast.

Collectively these factors make the years between A.D. 45 and 60 an incredible model for church planting potential.

Take time to map out Paul's journeys. See Acts 13-14 for the 1st journey and record findings in the following areas.

Objectives:

- 1) Demonstration of the incredibly rapid nature of church planting in the New Testament.
- 2) The discovery of Paul's strategy and the leading of the Holy Spirit within the timing and geography of his movements.

Assignment #1:

Gather your trainees into three groups. Assign each group one of the three missionary journeys of Paul. Ask the trainees to record findings in response to the following questions. The blank map provided should be used as the student's copy on which they may record their findings.

Ask the following questions:

- 1) Where did Paul go?
- 2) What were the results?
- 3) How long did he stay?
- 4) Why did he leave?

Answers to these questions should be recorded with specific references. Locations and travel routes can be drawn directly onto the map.

Group #1 – Journey # 1 – Acts 13 - 14

Group #2 – Journey #2 – Acts 15:39 - 18:22

Group #3 – Journey #3 – Acts 18:23 - 20:38

Assignment #2:

In the same groups read through the journeys again. This time as they map out Paul's travel expect them to track and evaluate Paul's strategies. Have them answer the following questions:

Journey #1 – Acts 13-14

Paul and Barnabus

What was Paul's entry strategy?
How did he share the gospel?
How much time was spent in beginning discipleship?
Did he form churches?
Were leaders reproduced?

Note: Print the map on the following page and give it to each person to use as they do the exercise.



Twelve Lessons from Paul's Journeys
The "DNA" of Multiplying Churches

- 1) Rapid – Paul covers an area with a population of over 25 million within a 15 year window.
Romans 15:19,23 - “no place left”
- 2) Six Streams of Church Planting - multiple streams developing simultaneously.
Cyprus/Phrygia/Galatia/Macedonia/Achaia/Asia
- 3) Clear Priorities – Find, Win Man of Peace/Baptize/Disciple new believers in home setting/Release Authority/Revisit- evaluate, appoint elders
- 4) Authority Passed Quickly – ex. One of longest stays, Corinth – (Acts 18:11/18 months)
1 Cor. 1:10-14– Paul says he did not baptize! Who did?
- 5) New works were treated as churches from the beginning. Paul's letters are never addressed to cell groups or fellowships. Respect is given as “co-laborers”, “brothers chosen by God,” equals!
- 6) Ownership of Great Commission among new believers. ex. Thess. Church (Acts 17:1-9- three week stay)
1 Thess. 1:7-8 – “rang out” “known everywhere”
- 7) Persecution – the cost of following ensured true believers
- 8) Immediate Baptism – no example of delay in NT!
- 9) Began in Regional Centers Paphos/PisidianAntioch/Iconium/Lystra/Derbe/Phillipi/Thess./Berea/Athens/Corinth/Ephesus – helped local believers reach out from there.
- 10) Key Trainers/Helpers in each region –see Leadership development chart on following page.
- 11) Returned When Possible – Every field visited was revisited at least once before imprisonment. Letters also.
- 12) Holy Spirit Driven – Paul was never in charge of direction, rather God determined the doors and timing of his entry and departure. Many times persecution allowed by God moved Paul to new fields. It was God who said leave the new believers to stand!
- 13) Others?

Teachers Documents – Use the following maps to assign and review the missionary journeys of Paul. Red arrows indicate a pioneer journey. Blue arrows indicate a return trip for discipleship. Dates are approximate as per the time line on the next page.

Journey #1 (12 months)



Journey 1 – Acts 13-14

Teaching Points

- Characteristics of a Sending church at Antioch
- Three fields begin, Cyprus, Phrygia (Pisidian Antioch) and Galatia (Iconium, Lystra, Derby)
- Total duration is thought to be less than 18 months. Means little time spent any one place, elders appointed rapidly (Acts 14:23).
- Persecution followed everywhere
- Gospel presentation – 13:16-41
- Refusal of Paul/Barnabas to allow syncretism – 14:8-20

Journey #2 (3-4 years)

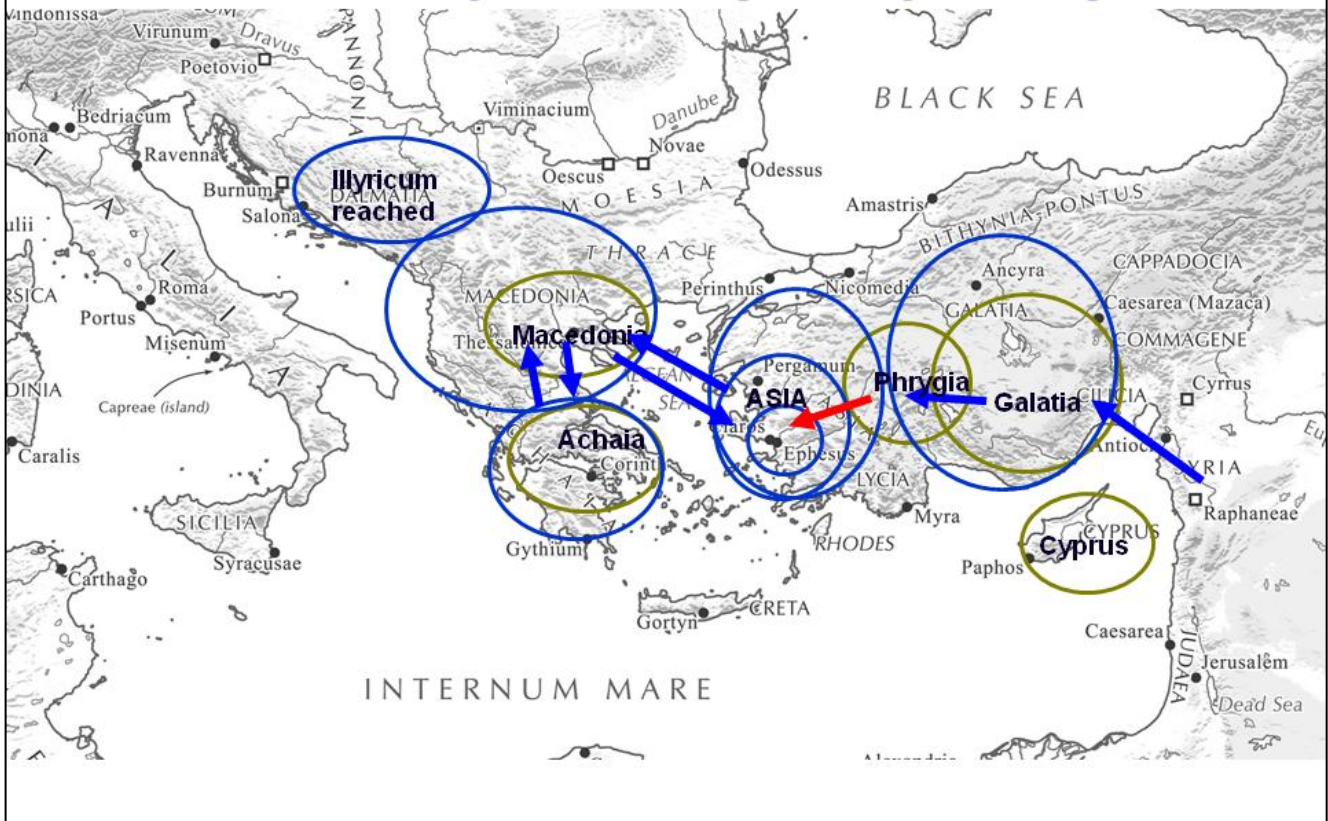


Journey 2 – Acts 15:39-18:22

Teaching Points

- First discipleship journey – Galatia and Phrygia – 15:41-16:6.
- List new leaders – Silas, Timothy, Luke, Lydia, Pricilla/Aquilla, etc...
- Macedonian call leads to Phillipi – no synagogue... only women and jailers! (Yet called his joy and crown in Phil. 4:1).
- Short stay in Thess.? – 17:2 (Yet glowing report in 1 Thess. 1).
- Corinth – Longest stay as yet – 18:11, yet many problems
- Two new fields, Macedonia/Achaia

Journey #3 – (4-6 years)



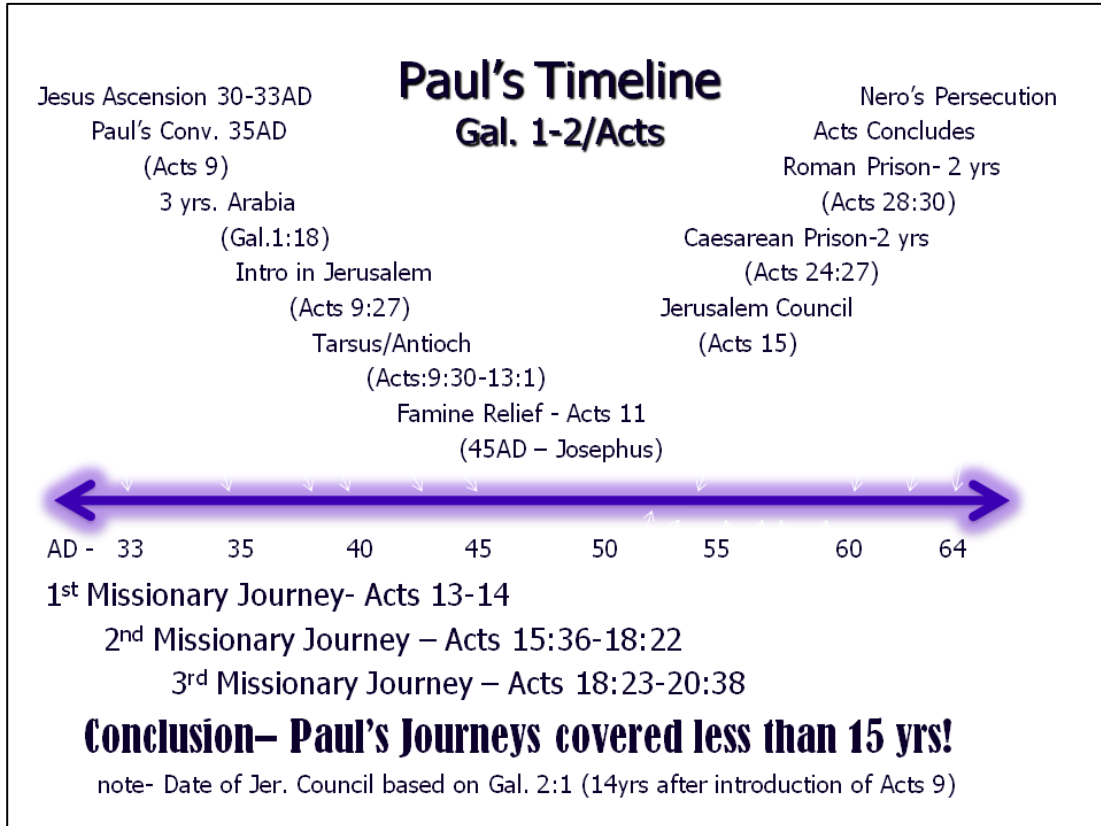
Journey 3 - Acts 18:23-20:38

Teaching Points

- Asia previously closed now open for Ephesus. Timing is everything!
- Summary of his message - 20:20-21
- Commissioning of leaders –chpt. 20, records such events in Macedonia, Achaia, and Asia (Ephesus).
- 20:4 – list of upcoming leaders

Paul's Timeline

Assignment: Have trainees either in groups or as homework in pairs use Galatians 1-2 and the book of Acts to produce a rough timeline of New Testament events. The outcome should look similar to the one below. Trainees should see the maximum of 15 years possible in which to date Paul's journeys.



Paul's leadership Multiplication

All names listed below come from either Acts or the letters of Paul listing leaders in various locations.

List includes: Church planters, Church hosts, Trainers of disciples, Jews/Greeks, Pastors, Highly respected teachers and runaway slaves.

Leadership Core

Barnabus, Silas, Timothy, Pricilla/Aquilla, Titus, Luke

Emerging Leaders

Jason, Dionysius, Justus, Lydia, Erasmus, Stephanus, Gaius, Phoebe, Crispus, Sosthenes, Apollos, Epaphrus, Aristarcus, Fortunitus, Archaicus, Andronicus, Julius, Erastus, Tertius, Trophimus, Linus, Eubulus, Claudia, Mark, Artemas, Tychichus, Clement, Onesimus, Demus, Epaphroditus, Zenus, Cresens, Carpus, Onesiphorus, Claudia, Prudens, Epaphras, others...

Sources of Leadership

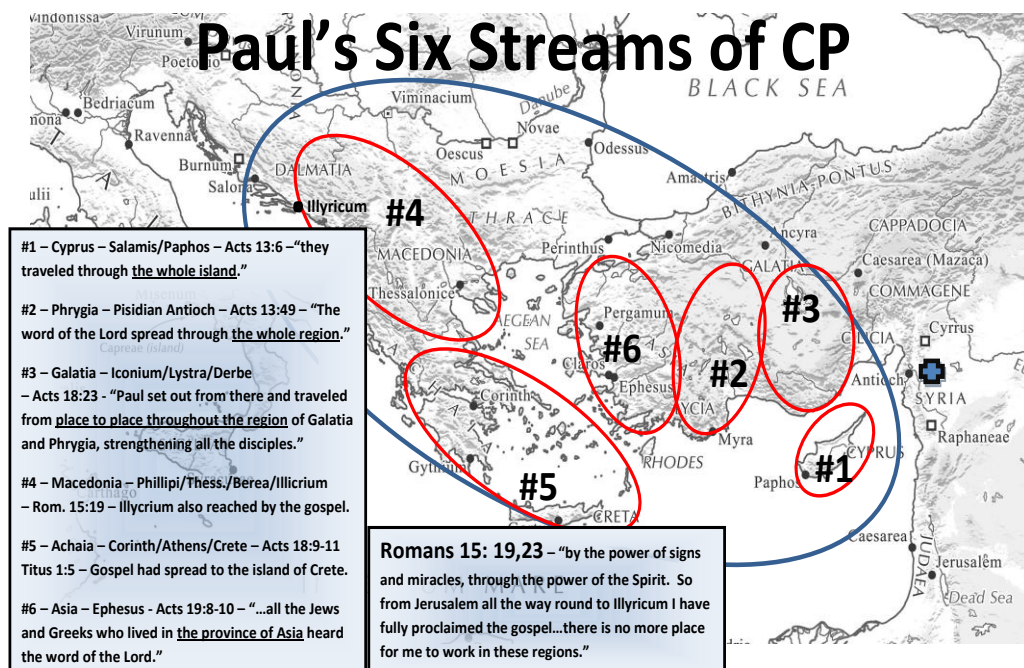
It is worth noting, these leaders came from different sources.

Some were **won to Christ** by Paul – Timothy, Jason, Crispus, Lydia

Some were **disciples of disciples** - Epaphras (Timothy's disciple?) Titus (Crispus disciple?) Apollos – (Pricilla/ Aquilla's disciple).

Still others were **discovered while ministering** and shaped over time by the God sized vision of Paul. – Pricilla and Aquilla, Silas, Mark.

Conclusion – Romans 15:19,23 – No Place Left! – Map below shows a mission field with six distinct church planting streams. Six CPM's in the book of Acts – 30 million in less than 15 years).



**MINISTRY COVENANT
ENACTED MONTH XX, 20XX**

Our Commitments

_____ and _____ commit to the following things:

We will...

- Provide the Best Training in Church Planting from the IMB to you.
- Provide you with leadership training so that you might be fully equipped to train and lead others.
- Teach you how to disciple others in a Biblical and correct way.
- Teach you how to study God’s Word.
- Equip you, like Jesus did with the 12, to responsibly handle the keys to the kingdom of Heaven. (Matthew 16:13-20)
- Work with you to help you to become self-supporting so that you might be able to boast like Paul that you “coveted no one’s silver or gold or clothes” and that your own hands ministered to your own needs and to the needs of those with you (Acts 20:33-34).
- Train you in XXXX and go and be with you in your field in order to teach you everything that we know.
- Act with integrity, be honest, cheat no one, and be accountable to you before the Lord.
- Speak plainly and truthfully to you and in all things hide nothing from you. Not gossip or tear down, but speak only what is useful for building you up. (Ephesians 4:15,29)
- Be Teachable and open to learn from you.
- Work with you to see (state) and beyond reached with the Gospel.
- Leave you in after 8 months, like Jesus left the 12.

_____ Date

_____ Date

By signing this covenant, both parties commit to following it and the Lord, and both parties acknowledge that we have counted the cost.

Your Commitments

I, _____, commit to the following:

I will...

- Receive all teaching and instruction with an open and teachable spirit.
- Commit to using the Best Practices of Church Planting and leadership from the IMB and change my current practices to the Best Practices if they are different.
- Be Obedient to Jesus Christ and God’s Word in all things and show God’s love both in word and in deed. (1 John 3:18)
- Understand that I am responsible for using the keys to the kingdom, knowing that if I do not use them properly, Bihar may not be reached with the Gospel.
- Work hard with my own hands to meet my own needs and the needs of those around me and not covet anyone’s money or possessions.
- Work together in peace and unity with all brothers and sisters in Christ.
- Act with integrity, be honest, cheat no one, and be accountable to us and one another before the Lord.
- Speak plainly and truthfully to us and each other in all things and hide nothing from one another. Not gossip or tear down, but speak only what is useful for building others up. (Eph. 4:15,29)
- Ask questions if I don’t understand something.
- Work hard to see Bihar and beyond reached with the Gospel.
- Work hard for the Lord all the days of our lives.

Printed Name

_____ Name _____ Date

If we break this covenant, we give permission to be rebuked and corrected by our brothers in Christ and promise to receive the correction in a right spirit of love and humility. If we are sinned against, we commit to following Matthew 18:15-20.

APPENDIX A - CORE VALUES

This appendix provides some the core values behind this effort so that you might better understand the material and why it is being presented the way it is. They are as follows:

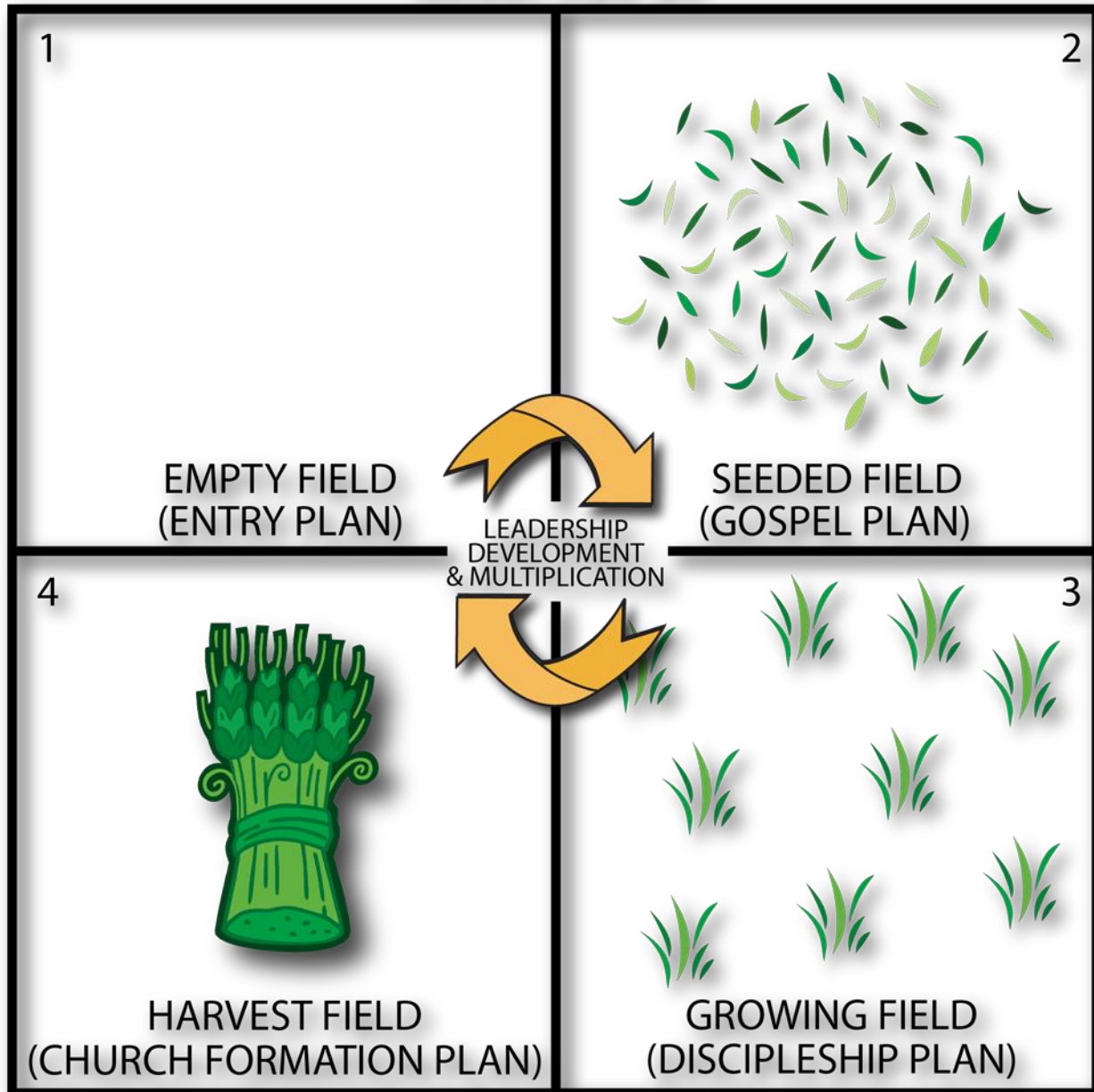
- **Contextualization over Cookie-cutter:** Any church planting movement must be contextualized to the smallest common denominator. "Cookie-cutter" approaches are not as effective as prayerful strategizing. Just because a strategy worked successfully in one context, does not guarantee that it will work in another. The Good News of the Kingdom should be presented differently depending upon setting (rural or urban), status (caste/race and position within community), and situation (socio-economic groupings). We call this "3S Thinking."
- **Spiritual Depth over Width:** The initially slower process of making disciples through transformational growth is ultimately better for the legacy of the church planter when compared to a program focused on numbers of people in attendance or being baptized. Unfortunately, the Indian church has already begun to capture the faulty Western paradigm (numbers = success). While numbers do represent a level of success, real success, as Jesus measured success, is not found in larger crowds, but rather in disciples who, radically transformed, caught His passion to see His ministry continue. Jesus invested heavily in the twelve Apostles and particularly the Three (Peter, James, and John) in order to see the good news spread far beyond Palestine.
- **Relationships over Programs:** Programs do not make committed disciples of Jesus Christ. Instead, programs offer knowledge at the expense of transformation. Relationships, on the other hand, allow believers to serve and grow in Christ together. Church planters should be expected to personally invest in those who will continue the work of the kingdom.
- **Reproduction over Sterility:** Formed into the DNA of any group of church planters must be a desire to reproduce themselves in others. Church planters must see themselves as just one branch in a large family tree and must continually cast the vision for an ever-growing tree of disciples and church planters.
- **Actions over Words:** Love is not proven true by words alone. Love must act. God demonstrated His love for us by sending Jesus Christ to die on the cross for our sins. Church planters must always be looking for opportunities to show the love of Jesus Christ by meeting physical needs in their communities without pride or expectation of compensation. Church planters must also be discerning so as to not cause their target people group to be dependent or to expect financial support.
- **Operate with 1-Term Urgency:** The TSL, CPS, or Frontliner may be a "career" person, but they must own the idea that their job is not to make a home in the field. God may allow them to stay in a place longer, but it should not be assumed that it will be the case. In other words, the unit should internally operate under the urgency of a 3 or 4 year term. This will force the unit to evaluate every plan and step toward CPM critically and to delegate CPM tasks to others as quickly as possible. "Good" activities are tossed aside so that "Best" CPM activities can proceed. The unit, like the Apostle Paul, should plan to move on after imparting CPM principles to faithful people who will also give them to others.

- **The Foreign TSL/CPS/FL must Decrease, the National TSL/CPS/FL must Increase:** Our goal is to work ourselves out of a job as quickly as possible (equip and step aside), so that the indigenous leaders can do even greater things than us. CPM is about what God can do through local people for His glory.

It is our belief that the more of these values you can demonstrate and instill in those you train, the better the church planting movement will be.

APPENDIX B - LARGE GRAPHICS AND CHURCH TRACKING SHEETS

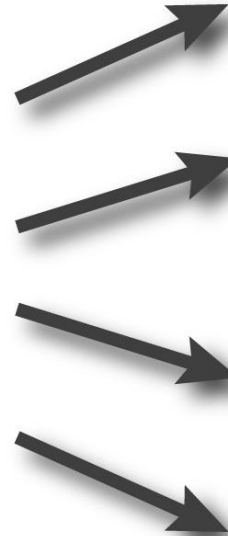
THE FOUR FIELDS OF KINGDOM GROWTH
MARK 4:26-29



CHURCH PLANTER



HOUSE OF PEACE STRATEGY



H.O.P. "OIKOS"



"OIKOS" Strategy

Church Planter performs the following steps:

1. Go/Prayerwalk Village (Luke 10:2-3)
2. Find Person of Peace (POP) leading to House of Peace (HOP). (Acts 17:26-27 - They are in place.)
3. God creates potential Power Encounter (PE). CP is invited into HOP. (Luke 10:4-9; Mark 6:7-13)
4. CP keeps returning to HOP regularly until work is finished. (Luke 9:4, Luke 10:7, Mark 6:10)

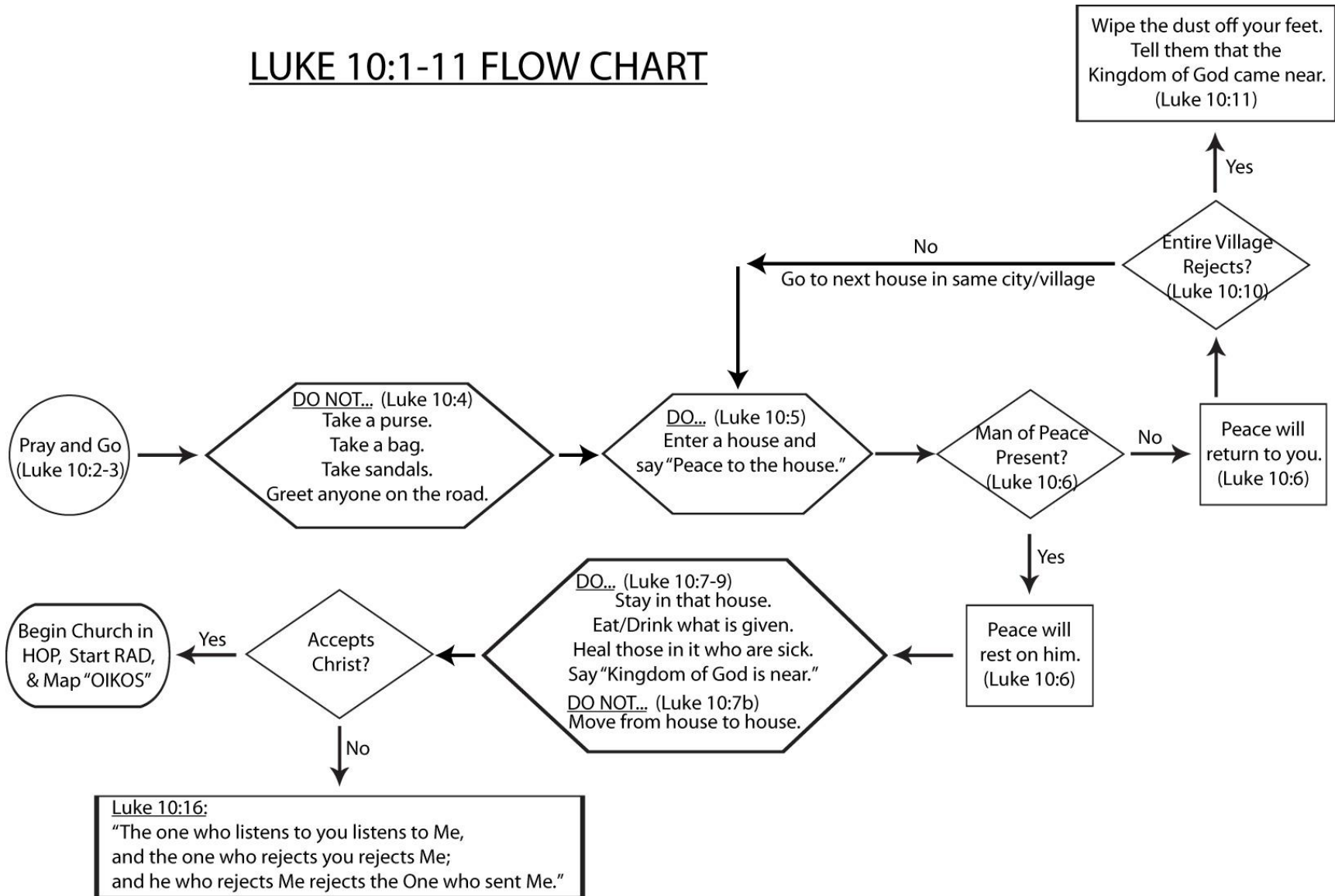
Note: CP should take nothing unreproducible to the house and village.

While visiting House of Peace, Church Planter does the following:

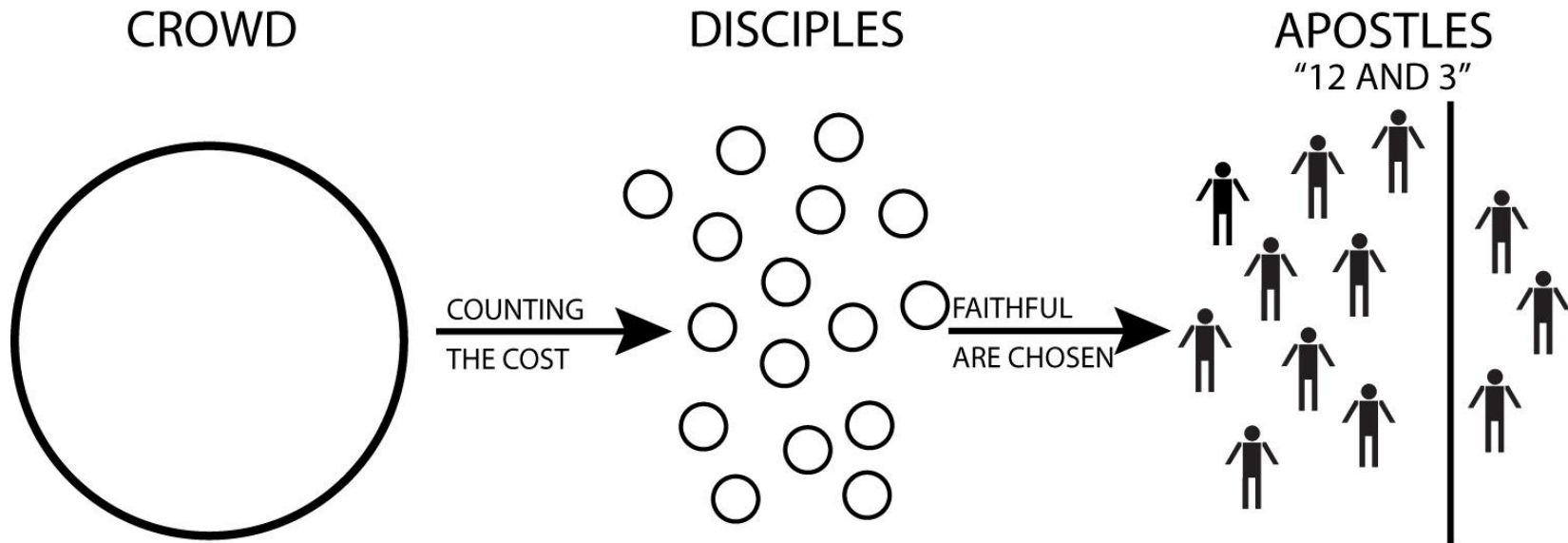
1. Prays for needs, healing, etc. (CP should expect God to use Power Encounters (PE)). (Luke 9:1-6, Luke 10:4-9, 1 Cor 2:4)
2. Shares the Gospel plainly using 2-3-4. (1 Cor 2:4)
3. When first household member accepts Christ, CP asks them which day they will meet as a church.
4. Then CP begins to meet for church in the house discipling (RAD) for 6 weeks. (1 Cor 4:17, Philippians 3:17)
5. CP immediately implements "OIKOS" strategy.
6. After 6 week RAD, appoint leaders & church begins RAD long term discipleship material.

1. CP sits with new believer and makes a full list of friends and family ("Oikos") where CP and POP can go and visit for PE and 2-3-4.
2. Write down dates and times to go to the new believer's "Oikos" members.
3. Make first visits together. Use M.A.W.L. As CP goes with new believer, discipleship also happens.
4. Repeat H.O.P. and OIKOS strategies.

LUKE 10:1-11 FLOW CHART



JESUS' MODEL FOR LEADERSHIP MULTIPLICATION AND DEVELOPMENT



"COME AND SEE"

Jesus invited people to come and experience Him. He healed them and met their needs and He also proclaimed the Good News about the Kingdom.

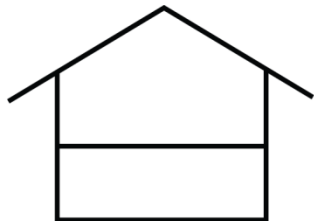
"COME AND FOLLOW"

Jesus invited some to follow. Most came and asked to follow. Jesus' allowed them to do so, but he told them to count the cost. He clearly presented what was required to follow Him.

"COME AND BE"

Jesus chose 12 and ultimately 3 to invest in during the last 1-2 years of His ministry. Into these 3 apostles, He poured His passion for the lost. He trained them in detail and at length so that they would be faithful to continue the work after His death and resurrection.


IF YOU HAD ONLY 3 YEARS TO MAKE LASTING IMPACT, WHAT WOULD YOU DO?




Church S/N (From S/N Listed on Generational Map): _____ Year Church Started: _____
 Church Leader: _____ Village: _____ Block: _____ District: _____

GROUND FLOOR


3/ First Step Lessons have been taught to initial believers.


 At least one believer has taken water baptism.


 Baptized Believers have begun taking the Lord's Supper.

7 New church has been taught all 7 lessons of Paul's Pattern.

FIRST FLOOR


 Shepherd/Overseer/Elder Appointed
1 Tim 3:1-7/1 Peter 5:1-2

 Church has authority and is practicing the Lord's Supper.
1 Cor 11

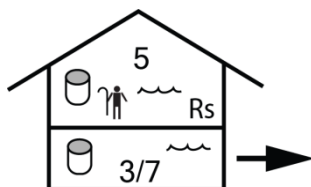
 Church has authority and is baptizing church members.
Matthew 28:18-20

5 Church knows and practices the 5 functions of the church:
Matt 22:36-40, Matt 28:18-20
Acts 2:38-47

\$ Regular collection of tithes and offerings - Treasurer appointed.

 Church has teams of people finding Men of Peace and is intentionally planting other churches. Luke 10:1-11

Serial Num.	List attendee name	List people group name of each attendee	Are they a believer/follower of Jesus Christ?	Have they been baptized?	Have they been participating in Lord's Supper?	Are they giving?
1			<input type="checkbox"/> Yes	<input type="checkbox"/> Yes	<input type="checkbox"/> Yes	<input type="checkbox"/> Yes
2			<input type="checkbox"/> Yes	<input type="checkbox"/> Yes	<input type="checkbox"/> Yes	<input type="checkbox"/> Yes
3			<input type="checkbox"/> Yes	<input type="checkbox"/> Yes	<input type="checkbox"/> Yes	<input type="checkbox"/> Yes
4			<input type="checkbox"/> Yes	<input type="checkbox"/> Yes	<input type="checkbox"/> Yes	<input type="checkbox"/> Yes
5			<input type="checkbox"/> Yes	<input type="checkbox"/> Yes	<input type="checkbox"/> Yes	<input type="checkbox"/> Yes
6			<input type="checkbox"/> Yes	<input type="checkbox"/> Yes	<input type="checkbox"/> Yes	<input type="checkbox"/> Yes
7			<input type="checkbox"/> Yes	<input type="checkbox"/> Yes	<input type="checkbox"/> Yes	<input type="checkbox"/> Yes
8			<input type="checkbox"/> Yes	<input type="checkbox"/> Yes	<input type="checkbox"/> Yes	<input type="checkbox"/> Yes
9			<input type="checkbox"/> Yes	<input type="checkbox"/> Yes	<input type="checkbox"/> Yes	<input type="checkbox"/> Yes
10			<input type="checkbox"/> Yes	<input type="checkbox"/> Yes	<input type="checkbox"/> Yes	<input type="checkbox"/> Yes
11			<input type="checkbox"/> Yes	<input type="checkbox"/> Yes	<input type="checkbox"/> Yes	<input type="checkbox"/> Yes
12			<input type="checkbox"/> Yes	<input type="checkbox"/> Yes	<input type="checkbox"/> Yes	<input type="checkbox"/> Yes
13			<input type="checkbox"/> Yes	<input type="checkbox"/> Yes	<input type="checkbox"/> Yes	<input type="checkbox"/> Yes
14			<input type="checkbox"/> Yes	<input type="checkbox"/> Yes	<input type="checkbox"/> Yes	<input type="checkbox"/> Yes
15			<input type="checkbox"/> Yes	<input type="checkbox"/> Yes	<input type="checkbox"/> Yes	<input type="checkbox"/> Yes
16			<input type="checkbox"/> Yes	<input type="checkbox"/> Yes	<input type="checkbox"/> Yes	<input type="checkbox"/> Yes
17			<input type="checkbox"/> Yes	<input type="checkbox"/> Yes	<input type="checkbox"/> Yes	<input type="checkbox"/> Yes
18			<input type="checkbox"/> Yes	<input type="checkbox"/> Yes	<input type="checkbox"/> Yes	<input type="checkbox"/> Yes
19			<input type="checkbox"/> Yes	<input type="checkbox"/> Yes	<input type="checkbox"/> Yes	<input type="checkbox"/> Yes
20			<input type="checkbox"/> Yes	<input type="checkbox"/> Yes	<input type="checkbox"/> Yes	<input type="checkbox"/> Yes
21			<input type="checkbox"/> Yes	<input type="checkbox"/> Yes	<input type="checkbox"/> Yes	<input type="checkbox"/> Yes



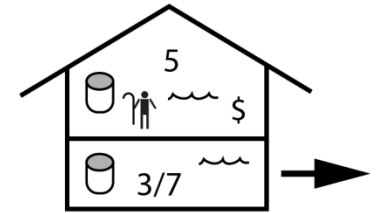
Reporting Person's Name: _____
 Reporting Person's Mobile #: _____
 Reporting Date: _____

Generation 1 - Churches that were planted by primary church planter.



Generation 2 - Churches that were started by the Generation 1 churches.
Only show churches that meet regularly.

Generation 3 - Churches that were started by the Generation 2 churches.
Only show churches that meet regularly





Fill out a church status form for each church shown in this diagram.
When needed, transfer growing generations/streams onto their own maps.



GROUND FLOOR

- 3/ First Step Lessons have been taught to initial believers.
-  At least one believer has taken water baptism.
-  Baptized Believers have begun taking the Lord's Supper.
- 7 New church has been taught all 7 lessons of Paul's Pattern.

FIRST FLOOR

-  Shepherd/Overseer/Elder Appointed
1 Tim 3:1-7/1 Peter 5:1-2
-  Church has authority and is practicing the Lord's Supper.
1 Cor 11
-  Church has authority and is baptizing church members.
Matthew 28:18-20
- 5 Church knows and practices the 5 functions of the church:
Matt 22:36-40, Matt 28:18-20
Acts 2:38-47
- \$ Regular collection of tithes and offerings - Treasurer appointed.
-  Church has teams of people finding Men of Peace and is intentionally planting other churches. Luke 10:1-11

Church S/N (From S/N Listed on Generational Map): _____ Year Church Started: _____

Church Leader: _____ Village: _____ Block: _____ District: _____

Serial Num.	List attendee name	List people group name of each attendee	Are they a believer/follower of Jesus Christ?	Have they been baptized?	Have they been participating in Lord's Supper?	Are they giving?
1			<input type="checkbox"/> Yes	<input type="checkbox"/> Yes	<input type="checkbox"/> Yes	<input type="checkbox"/> Yes
2			<input type="checkbox"/> Yes	<input type="checkbox"/> Yes	<input type="checkbox"/> Yes	<input type="checkbox"/> Yes
3			<input type="checkbox"/> Yes	<input type="checkbox"/> Yes	<input type="checkbox"/> Yes	<input type="checkbox"/> Yes
4			<input type="checkbox"/> Yes	<input type="checkbox"/> Yes	<input type="checkbox"/> Yes	<input type="checkbox"/> Yes
5			<input type="checkbox"/> Yes	<input type="checkbox"/> Yes	<input type="checkbox"/> Yes	<input type="checkbox"/> Yes
6			<input type="checkbox"/> Yes	<input type="checkbox"/> Yes	<input type="checkbox"/> Yes	<input type="checkbox"/> Yes
7			<input type="checkbox"/> Yes	<input type="checkbox"/> Yes	<input type="checkbox"/> Yes	<input type="checkbox"/> Yes
8			<input type="checkbox"/> Yes	<input type="checkbox"/> Yes	<input type="checkbox"/> Yes	<input type="checkbox"/> Yes
9			<input type="checkbox"/> Yes	<input type="checkbox"/> Yes	<input type="checkbox"/> Yes	<input type="checkbox"/> Yes
10			<input type="checkbox"/> Yes	<input type="checkbox"/> Yes	<input type="checkbox"/> Yes	<input type="checkbox"/> Yes
11			<input type="checkbox"/> Yes	<input type="checkbox"/> Yes	<input type="checkbox"/> Yes	<input type="checkbox"/> Yes
12			<input type="checkbox"/> Yes	<input type="checkbox"/> Yes	<input type="checkbox"/> Yes	<input type="checkbox"/> Yes
13			<input type="checkbox"/> Yes	<input type="checkbox"/> Yes	<input type="checkbox"/> Yes	<input type="checkbox"/> Yes
14			<input type="checkbox"/> Yes	<input type="checkbox"/> Yes	<input type="checkbox"/> Yes	<input type="checkbox"/> Yes
15			<input type="checkbox"/> Yes	<input type="checkbox"/> Yes	<input type="checkbox"/> Yes	<input type="checkbox"/> Yes
16			<input type="checkbox"/> Yes	<input type="checkbox"/> Yes	<input type="checkbox"/> Yes	<input type="checkbox"/> Yes
17			<input type="checkbox"/> Yes	<input type="checkbox"/> Yes	<input type="checkbox"/> Yes	<input type="checkbox"/> Yes
18			<input type="checkbox"/> Yes	<input type="checkbox"/> Yes	<input type="checkbox"/> Yes	<input type="checkbox"/> Yes
19			<input type="checkbox"/> Yes	<input type="checkbox"/> Yes	<input type="checkbox"/> Yes	<input type="checkbox"/> Yes
20			<input type="checkbox"/> Yes	<input type="checkbox"/> Yes	<input type="checkbox"/> Yes	<input type="checkbox"/> Yes
21			<input type="checkbox"/> Yes	<input type="checkbox"/> Yes	<input type="checkbox"/> Yes	<input type="checkbox"/> Yes
22			<input type="checkbox"/> Yes	<input type="checkbox"/> Yes	<input type="checkbox"/> Yes	<input type="checkbox"/> Yes

Reporting Person's Name:

Reporting Person's Mobile #:

Reporting Date: